

Chromebook Institute for Parents & Guardians

Nate McBride - Skokie School District 73½
Director of Innovation & Instructional Technology

Email: nmcbride@sd735.org

 Twitter: [@TheMrMcBride](https://twitter.com/TheMrMcBride)



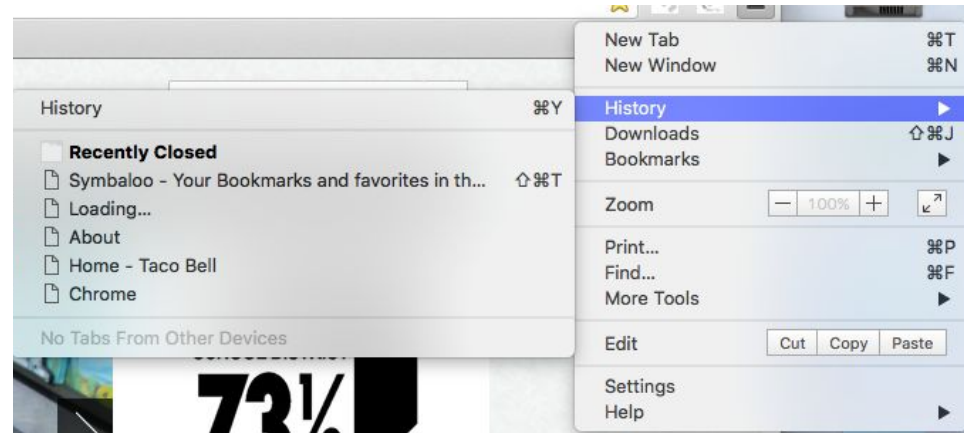
Introduction / Overview

- Monitoring student activity on the Chromebook
- Connecting at home
- Tips for technology use at home
- Filtering / Securely
- Technology support for when there are problems

Monitoring of Student Activity

Student Chromebooks

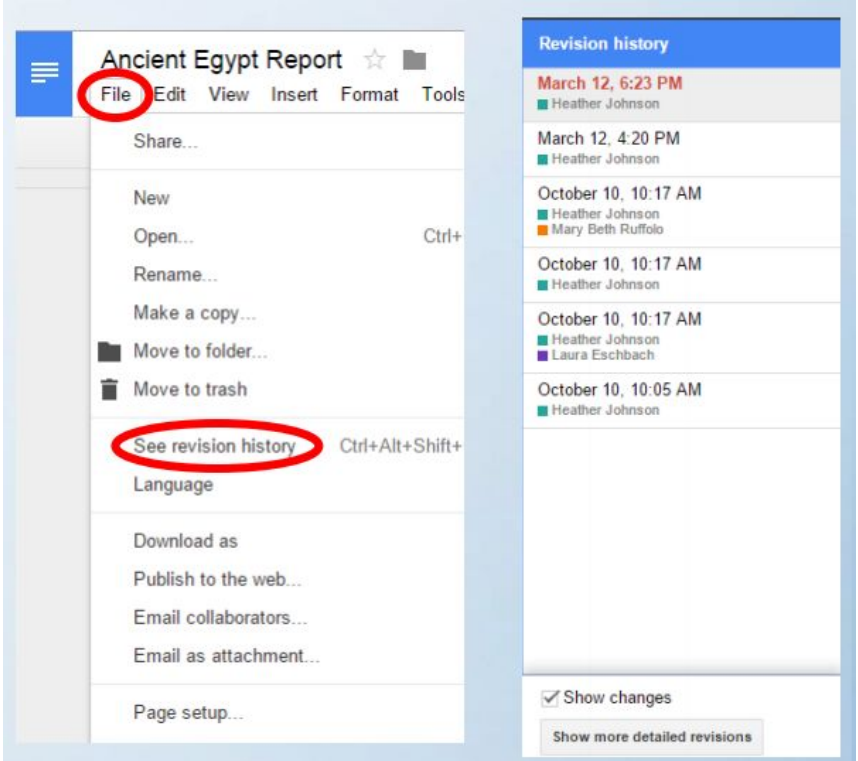
- Student history is not visible to students. We block the page and capture the information with a third party tracking tool
- View students recent history by selecting Setting -> History
- If you attempt to view the full history the page will not load



Monitoring Student Activity (cont.)

Student Chromebooks

- When using the Google suite of products (docs, sheets, slides, forms, drawings), you have the ability to check a student's revision history
- Purpose: See amount of time it took to complete a task and recover lost or deleted work




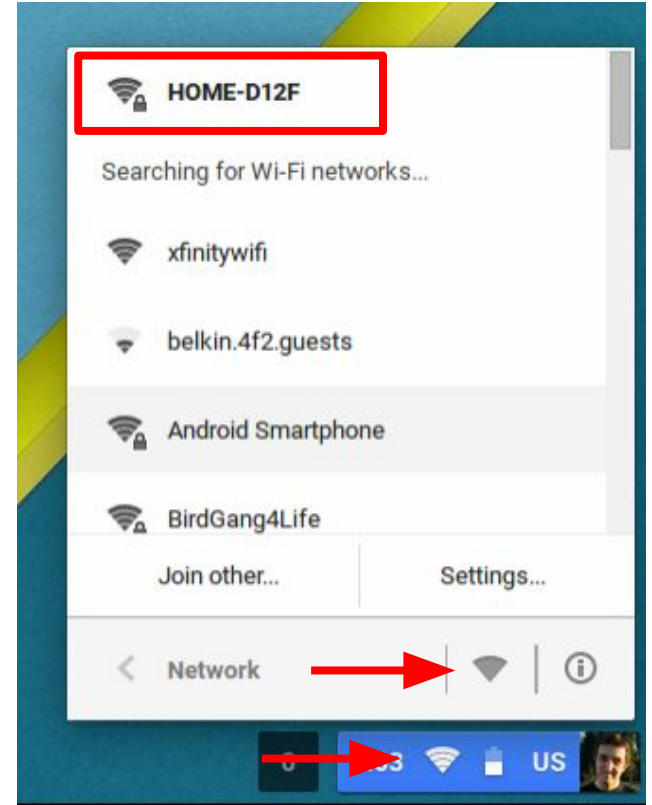
The screenshot displays the Google Docs interface for a document titled "Ancient Egypt Report". The "File" menu is open, with the "File" option circled in red. The "See revision history" option is also circled in red. The Revision history panel on the right shows a list of changes:

Revision history	
March 12, 6:23 PM	Heather Johnson
March 12, 4:20 PM	Heather Johnson
October 10, 10:17 AM	Heather Johnson Mary Beth Ruffolo
October 10, 10:17 AM	Heather Johnson
October 10, 10:17 AM	Heather Johnson Laura Eschbach
October 10, 10:05 AM	Heather Johnson

At the bottom of the panel, there is a checkbox for "Show changes" which is checked, and a button for "Show more detailed revisions".

Connecting to WiFi at home...

- Click on the WiFi Symbol 
- Find your HOME wireless network
- Enter your HOME network password



Oops! I left My Chromebook at School

What happens if the Chromebook is left at school on accident?

- A student can log in on any computer with internet and have access to almost all online resources (Google Apps, DreamBox, All the Right Type, IXL, DreamBox, etc.)
- Be aware that the content filter will only fully work on the school device
- A Google Chrome browser with the student logged in will have the functionality as a filtered school Chromebook
 - Because your device is not the take home District device, we do not comment on filtering functionality



Chrome

Accessing Wireless Outside of Home

- Skokie Public Library Hours (check website)
 - 9am-6 Saturdays, 12pm-6pm Sundays
 - Week Days - Open Until 9pm
- Comcast Internet Essentials - \$9.95 a month |
 - www.internetessentials.com
- Skokie School District 73½ MiFi Check Out Program



Parent Resources for Parent Concerns

Common Sense Media

- Cyberbullying
- Internet Safety
- Social Media



**common
sense
media**

- www.commonsensemedia.org/parent-concerns

Protective Cases for Travel Home

- Case is a “stay in” case.
- Avoid removing the device from the case
- Higher damage rates occur when devices go home
- Case has side storage for charger



Student Technology Fee

- \$40 Per Student
- Fee will be used to fund the damage, theft, loss, and replacement self insurance pool
- District reserves the right to deny replacement of device or assess additional fees on a case by case basis. This is for the prevention of fraud and gross negligence.



Tech Tips for at Home

- Encourage use/storage of the Chromebook in an open area in your home
- Use the Internet with your child – kids learn by watching, so practice safe surfing habits with them
- Go where your child goes online. Let them know you're there too.
- Students often collaboratively work together in Google, it is important to know who they're working with
- Understand sites' privacy policies
- Limit the time your student is on the Chromebook
- It is a device for schoolwork
- Store your device nightly in the same location for security and charging

Tech Tips for at Home (cont.)

- Report unwelcome or malicious online threats. You can report this to your child's classroom teacher.
- Avoid removing the Chromebook from the “stay in” protective case.
- Develop a routine for how the Chromebook is taken care of, expectations for use/non-use at home, and where it is appropriate to use.
- Look at apps and programs
- Additional Resources
 - Heads Up: Stop, Think, Connect Handout - [Article Here](#)
 - Net Cetera – Chatting with Kids About Being Online: [Article Here](#)
 - Common Sense Media


Filtering/ securly://

- Chromebooks are managed and filtered by the district whether students are at school or at home
- If an image or site is blocked, it is most likely because of how it is tagged
- On occasion, perfectly acceptable sites, images, etc. can be blocked due to this reason
- **Parental guidance and supervision is important and appreciated. Content filters cannot catch everything 100% of the time.**
- Securly Parent Portal is available to help monitor at home

Chain of Command

- In the event the Chromebook needs repair or is not working properly, students are to:
 - ✓ bring their Chromebook to their building's Learning Center
 - ✓ a helpdesk ticket will be put in for the Chromebook
 - ✓ students will receive a loaner device (if available) to use in the meantime
 - ✓ the loaner may NOT be taken home and MUST be returned to the Learning Center at the end of the day
 - ✓ once the device is repaired the student will receive it back and may resume normal use and take the device home again

Thank You



Nathan McBride - Skokie School District 73½
Director of Innovation & Instructional Technology

Email: nmcbride@sd735.org

Twitter: [@MrMcBride_SD735](https://twitter.com/MrMcBride_SD735)