



ELIZABETH MEYER SCHOOL

8100 TRIPP AVE SKOKIE, IL 60076 3250 (847) 676-8311

Grades: P,K

District: SKOKIE SD 73-5

Principal: Dr. Alison Gordon

Superintendent: Kate Donegan

FAST FACTS

0%
ready for next
level

State Avg.

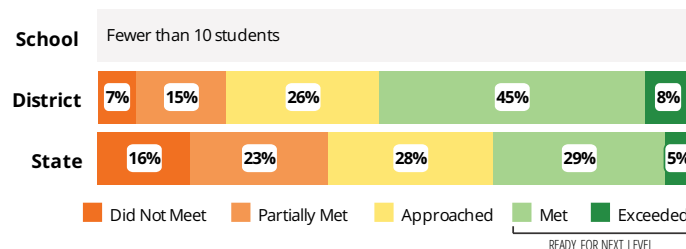
16
average class
size88%
teacher
retention

State Avg.

186
students

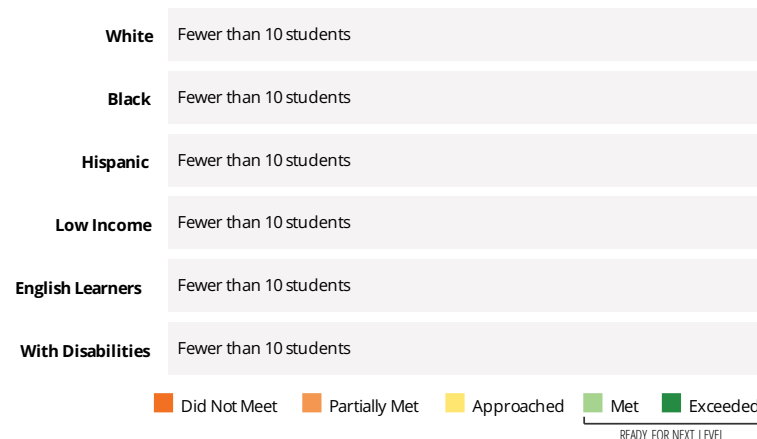
Academic Success

All Illinois students in grades 3-8 take the PARCC assessment each year. High school students take the PARCC in specific Math or English Language Arts (ELA) courses.



Success by Student Group

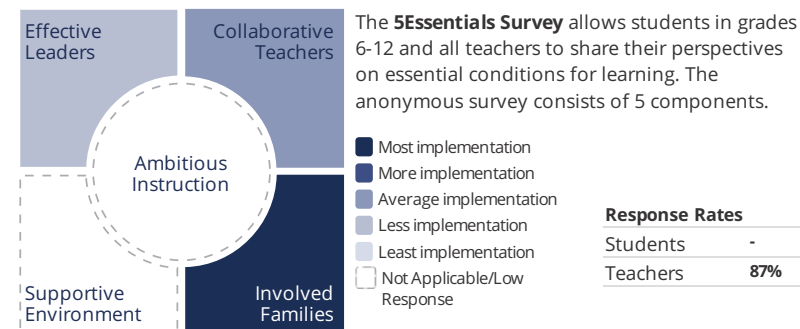
This display shows PARCC performance levels for each student group. No data is shown for groups with fewer than 10 students.



Student Characteristics

White	40%	Low Income	22%
Black	7%	English Learners	24%
Hispanic	9%	With Disabilities	17%
Asian	32%	Homeless	0%
American Indian	0%		
Two or More Races	12%		
Pacific Islander	1%		

School Environment



Less

Effective Leaders

Do principals and teachers implement a shared vision for success?

Average

Collaborative Teachers

Do teachers collaborate to promote professional growth?

-

Ambitious Instruction

Are the classes challenging and engaging?

-

Supportive Environment

Is the school safe, demanding, and supportive?

Most

Involved Families

Does the entire staff build strong external relationships?

Student Attendance and Mobility

Attendance Rate

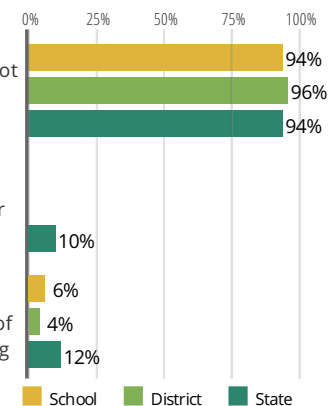
Rate at which students are present at school, not including excused or unexcused absences

Chronic Truancy Rate

Percentage of students who have been absent without valid reasons for 5% or more of regular school days

Student Mobility

Percentage of students who transfer in or out of the school during the school year, not including graduates





ELIZABETH MEYER SCHOOL

School Highlights

Academic Courses

Instruction is developed in accordance with the Common Core State Standards for both English Language Arts and Mathematics. Science Units of Study are now being developed in accordance with the New Generation Science Standards. Additionally, we utilize the Illinois State Social and Emotional Learning Standards as well as the Early Learning Standards.

Physical Education, Health and Wellness

All Kindergarten students have Physical Education daily. Preschool students take part in a program called Stretch-n-Grow which provides them with hands-on movement and wellness activities each week.

Other Programs and Activities

Meyer School offers before school care beginning at 7 am each school day. We partner with the Skokie Park District which operates two programs within Meyer School. Morning Preschoolers can stay for an extended academic day and then through the late afternoon and until 6 pm. Kindergarten students can also stay from the end of their school day at 2:25 until

School Awards

Meyer School's Preschool Program has achieved the Gold Circle of Quality through the ExceleRATE Illinois Program.

Career Development Courses and Programs

Athletics

School Personnel Resources

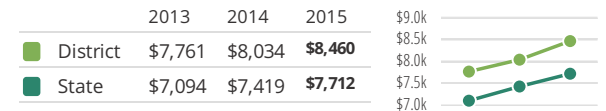
Bilingual Administrator, Curriculum Specialist, English as a Second Language Teacher, Librarian/Media Specialist, Paraprofessional, Pre-Kindergarten Teacher, Reading Teacher, School Nurse, School Psychologist, School Social Worker, Special Education Teacher, Speech Language Pathology Teacher, State-Approved Director of Special Education, Technology Specialist

Facilities

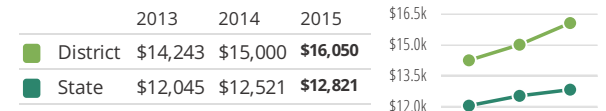
Meyer has a lovely outdoor play area easily accessible by all classrooms. Meyer also has a school garden, which is used for numerous learning experiences and projects. Every classroom is spacious and has its own bathroom.

District Finance

Instructional Spending per Pupil includes only the activities directly dealing with the teaching of students or the interaction between teachers and students.



Operational Spending per Pupil includes all costs for overall operations in this school's district, including Instructional Spending, but excluding summer school, adult education, capital expenditures, and long-term debt payments.



Educator Measures

This school has had **1 principal(s)** over the past 6 years. In the last three years, an average of **88% of teachers** return to this school each year.

FOR MORE INFORMATION

Visit IllinoisReportCard.com to see additional details about each item of information for this school. There you will find charts spanning multiple years, detailed explanations, resources, more of the school's programs and activities, and powerful tools that let you dig deeper into data.

Most of this data has been collected by ISBE from school districts through data systems. Some information, such as the School Highlights, is entered directly by principals and can be updated throughout the year.