



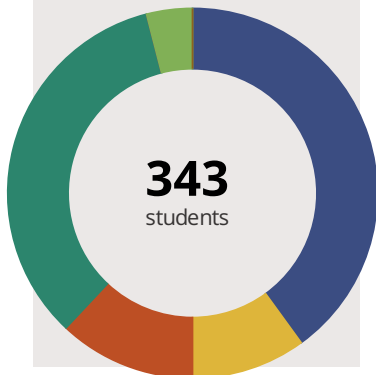
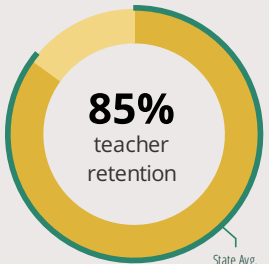
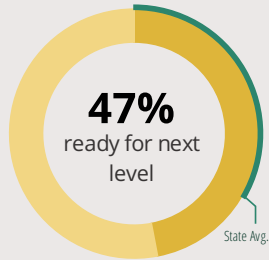
OLIVER MCCRACKEN MIDDLE SCHOOL

8000 E PRAIRIE RD SKOKIE, IL 60076 3402 (847) 676-8311

Grades: 6-8
District: SKOKIE SD 73-5

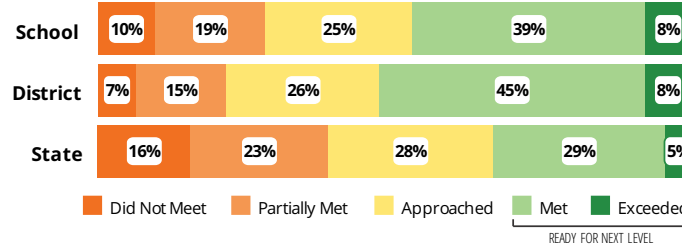
Principal: Ms.Allison Stein
Superintendent: Kate Donegan

FAST FACTS



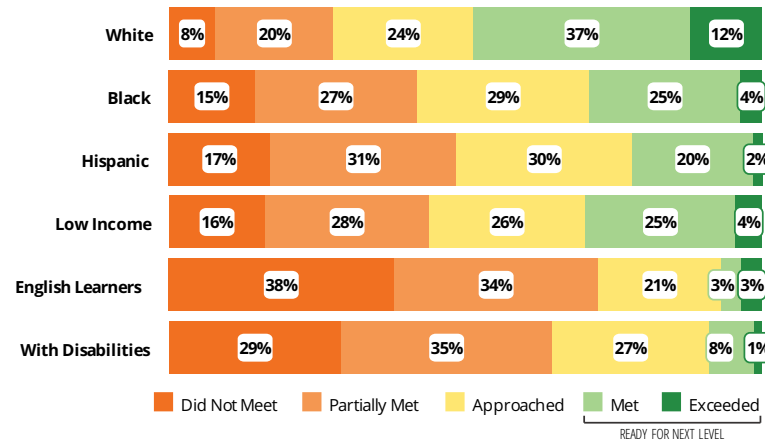
Academic Success

All Illinois students in grades 3-8 take the PARCC assessment each year. High school students take the PARCC in specific Math or English Language Arts (ELA) courses.



Success by Student Group

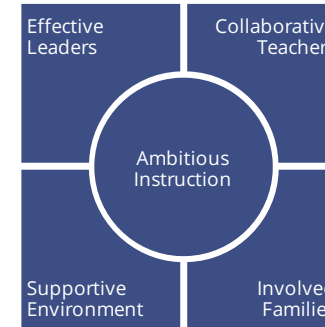
This display shows PARCC performance levels for each student group. No data is shown for groups with fewer than 10 students.



Student Characteristics

| | | | |
|-------------------|-----|-------------------|-----|
| White | 40% | Low Income | 40% |
| Black | 10% | English Learners | 4% |
| Hispanic | 12% | With Disabilities | 16% |
| Asian | 34% | Homeless | 1% |
| American Indian | 0% | | |
| Two or More Races | 4% | | |
| Pacific Islander | 0% | | |

School Environment



The **5Essentials Survey** allows students in grades 6-12 and all teachers to share their perspectives on essential conditions for learning. The anonymous survey consists of 5 components.

- Most implementation
- More implementation
- Average implementation
- Less implementation
- Least implementation
- Not Applicable/Low Response

| Response Rates | |
|----------------|-----|
| Students | 94% |
| Teachers | 94% |

Effective Leaders

Do principals and teachers implement a shared vision for success?

Collaborative Teachers

Do teachers collaborate to promote professional growth?

Ambitious Instruction

Are the classes challenging and engaging?

Supportive Environment

Is the school safe, demanding, and supportive?

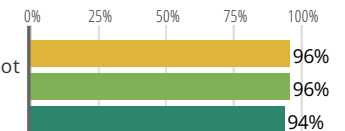
Involved Families

Does the entire staff build strong external relationships?

Student Attendance and Mobility

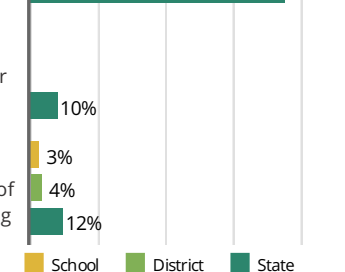
Attendance Rate

Rate at which students are present at school, not including excused or unexcused absences



Chronic Truancy Rate

Percentage of students who have been absent without valid reasons for 5% or more of regular school days



Student Mobility

Percentage of students who transfer in or out of the school during the school year, not including graduates





OLIVER MCCRACKEN MIDDLE SCHOOL

School Highlights

Academic Courses

Spanish, Concert Choir, Statistics, Probability, STEM, Exploratory Education, Focus, Learning Enrichment, Singers Choir, Choir, Art, Music, Summer School, Science, Social Studies, Pre-Algebra, Math, Algebra, Health, Physical Education, Resource, English Language Arts, ELL Courses, Instructional English La

Physical Education, Health and Wellness

Physical Education, Health, Experiential Education, Fitness, Personal Development, Girls on Track, Garden Club, Red Ribbon Committee

Other Programs and Activities

Before School Breakfast, Learning Center, Technology Lab, Camp McLean Partnership, ELL Center Partnership, High School Transition Partnership, LINKS Partnership, Northbrook Teams Course Partnership, Sixth Grade Meet and Greet, Swing Choir, Orchestra, Art Crew, Homework Lab, Crafternoons, Literary Magazine, Garden Club, Helping Hornets

School Awards

National Board Certified Teachers, National Public Radio Interview for ACT, Fulbright Scholarship Recipient, 1st Place, District-wide Wellness Challenge, American Library Association Presenter, Co-Author of Band Books Series, Educational Journal Contributors, Guest Conductor for College & High School

Career Development Courses and Programs

Athletics

Track and Field, Girls on Track, Hoops for Heart, Athletic Feeder Programs, Cheerleading, 6th Grade Boys' Basketball, 6th Grade Girls' Basketball, Jr. Varsity Boys' Basketball, Jr. Varsity Girls' Basketball, Varsity Boys' Basketball, Varsity Girls' Basketball, Jr. Varsity Boys' Soccer, Varsity Boys' Soccer, Jr. Varsity Girls' Soccer, Varsity Girls

School Personnel Resources

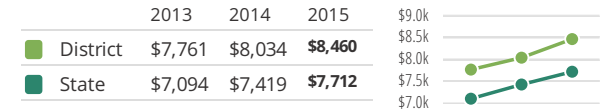
English as a Second Language Teacher, English as a Second Language Tutors, Instructional Coach - Differentiation, Instructional Coach - Technology, Librarian/Media Specialist, Paraprofessional, School Guidance Counselor, School Nurse, School Psychologist, School Social Worker, School Social Worker Intern, Special Education Teacher, Speech Language Pathology Teacher, State-Approved Director of Special Educa, Student Dean, Technology Specialist

Facilities

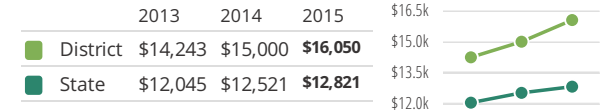
Band Room, Fitness Room, Gym, learning center, MAC Lab, Multi-Purpose Room, Music Room, PC Lab, science labs

District Finance

Instructional Spending per Pupil includes only the activities directly dealing with the teaching of students or the interaction between teachers and students.



Operational Spending per Pupil includes all costs for overall operations in this school's district, including Instructional Spending, but excluding summer school, adult education, capital expenditures, and long-term debt payments.



Educator Measures

This school has had **2 principal(s)** over the past 6 years. In the last three years, an average of **85% of teachers** return to this school each year.

FOR MORE INFORMATION

Visit IllinoisReportCard.com to see additional details about each item of information for this school. There you will find charts spanning multiple years, detailed explanations, resources, more of the school's programs and activities, and powerful tools that let you dig deeper into data.

Most of this data has been collected by ISBE from school districts through data systems. Some information, such as the School Highlights, is entered directly by principals and can be updated throughout the year.