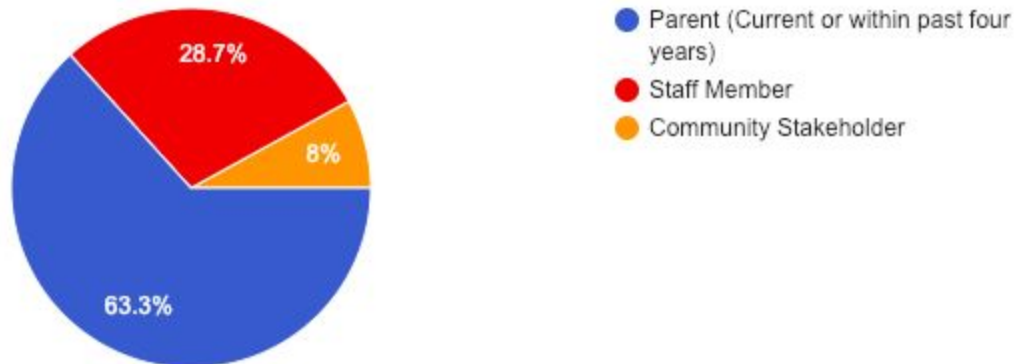


2019 Superintendent Survey - Results

Survey Open December 20, 2018 through January 9, 2019

277 respondents

Please indicate the group that BEST represents you.



What are the TOP EDUCATIONAL STRENGTHS and IMPROVEMENTS of the school district?
 Respondents were able to select up to 5 strengths and 5 improvements.

Characteristic	Percentage of Responses as Strengths	Percentage of Responses as Improvements
Quality of Teaching Staff	70.4%	19.5%
School Learning Environment	40.4%	17.7%
Use of Technology for Learning	39.4%	9%
Opportunities for Students Outside the Classroom	35.7%	25.6%
Preparing Students to be Productive Citizens	30%	31.8%
Instructional Methods That Engage Students	28.2%	24.2%
Emphasis on Educating the Whole Child	26.4%	22.7%
Readiness for Next Educational Level	24.2%	26.7%
Tailoring Instruction to Individual Student Needs	21.7%	30.3%
Challenging and Rigorous Curriculum	18.8%	16.6%
Parent Commitment that Fosters Student Learning	15.2%	19.9%
Quality of Administrators	13%	30%
Educating Students for a Global Future	12.3%	20.6%
Vision for the Direction of the School District	12.3%	28.2%
Student Growth as Measured by Achievement Data	11.2%	10.8%
District's Understanding and Support of Diversity	4.3%	19.9%

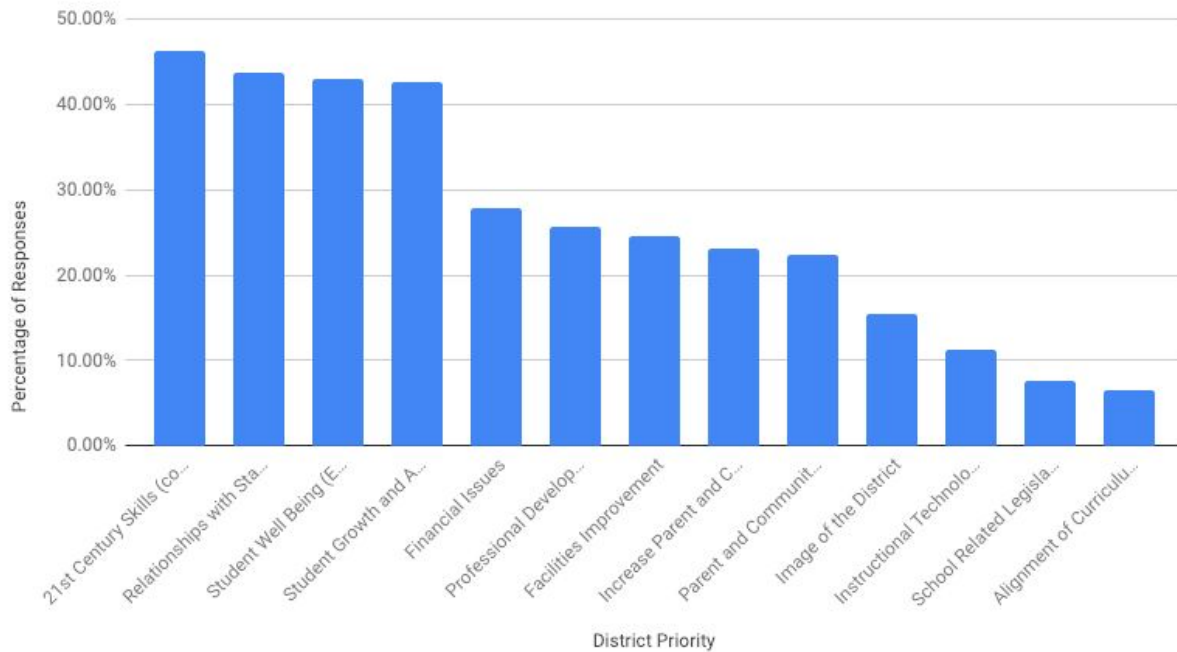
What are the top STRENGTHS and IMPROVEMENTS of the School District in the area of ORGANIZATION AND MANAGEMENT?

Respondents were able to select up to 4 strengths and 4 improvements.

Characteristic	Percentage of Responses as Strengths	Percentage of Responses as Improvements
Clean and Attractive Schools	54.5%	8.3%
Communication with Parents and Community	51.6%	25.3%
Student Safety	45.8%	17.7%
Community Support of Education	42.2%	28.2%
Image of the District	38.3%	16.2%
Staff Morale	16.6%	45.1%
Student Conduct and Discipline	14.8%	38.6%
Stewardship of Financial Resources	13%	26.4%
Educational Mandates from the Legislature	5.1%	6.9%
Board Governance	4.3%	25.3%
Relationships with Other Units of Government	3.2%	11.6%

Which of the following DISTRICT PRIORITIES should the Superintendent focus upon?
 Respondents were able to select up to 4 priorities.

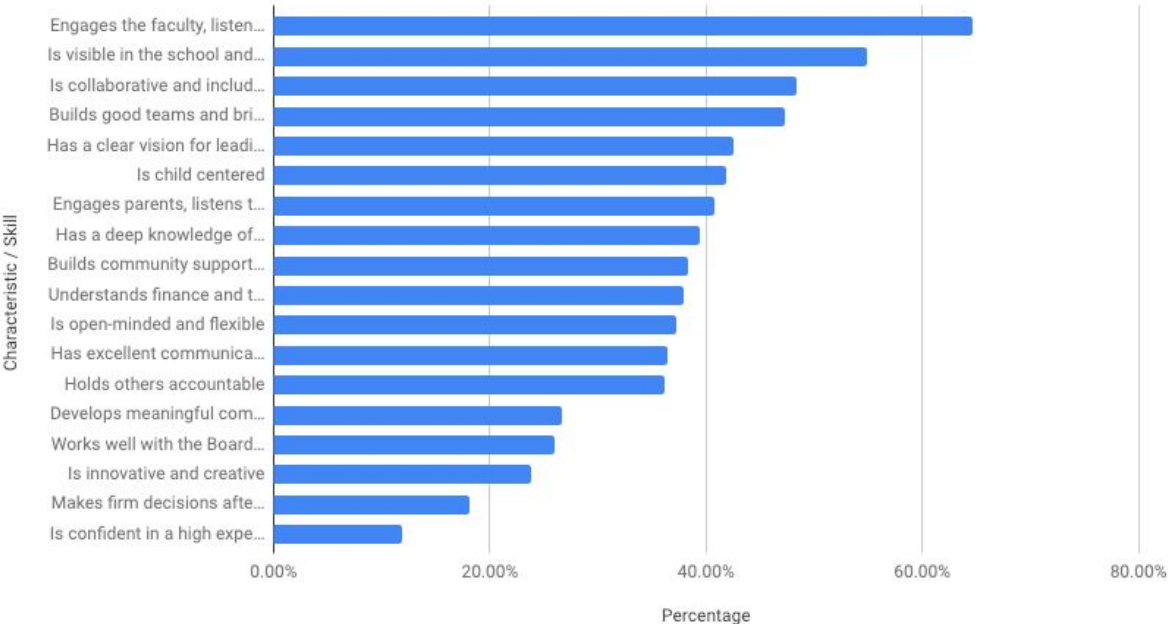
Percentage of Responses vs. District Priority



21st Century Skills (communication, collaboration, creativity, innovation, critical thinking, problem solving, and media and technology literacy)	46.20%
Relationships with Staff and Community Members	43.70%
Student Well Being (Emotionally Safe and Confident)	43%
Student Growth and Achievement	42.60%
Financial Issues	27.80%
Professional Development for Staff	25.60%
Facilities Improvement	24.50%
Increase Parent and Community Involvement in the Schools	23.10%
Parent and Community Communication	22.40%
Image of the District	15.50%
Instructional Technology	11.20%
School Related Legislative Issues	7.60%
Alignment of Curriculum/Instruction to Common Core State Standards	6.50%

Please choose the TOP SEVEN characteristics / skills (assuming honesty and integrity) that you believe are most important for a person to be successful as the superintendent in our school district.

Percentage vs. Characteristic / Skill



Characteristic / Skill	Percentage
Engages the faculty, listens to and respects their ideas, needs and issues	64.60%
Is visible in the school and the community	54.90%
Is collaborative and includes others in decision-making	48.40%
Builds good teams and brings out the best in others	47.30%
Has a clear vision for leading our school that inspires others	42.60%
Is child centered	41.90%
Engages parents, listens to and respects their ideas, needs and issues	40.80%
Has a deep knowledge of curriculum, instruction and how students learn	39.40%
Builds community support for the schools and District	38.30%
Understands finance and the business side of the District	37.90%
Is open-minded and flexible	37.20%
Has excellent communication skills; speaks and writes well	36.50%
Holds others accountable	36.10%
Develops meaningful community partnerships	26.70%
Works well with the Board to set direction for the District	26%
Is innovative and creative	23.80%
Makes firm decisions after appropriate review	18.10%
Is confident in a high expectation environment	11.90%