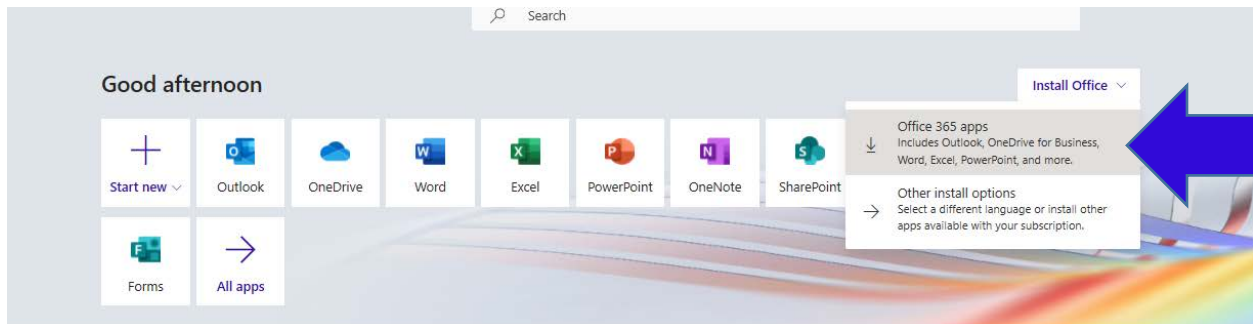


# Installing Office 365 on your own computer


Login to your Office account at [portal.office.com](https://portal.office.com)


From the main screen there is an Install Office option on the top right.

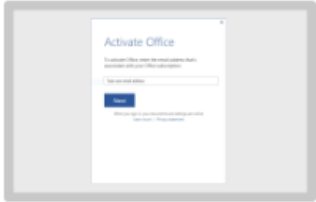


Once you select Office 365 apps you will need to do the following steps:

Just a few more steps...

- 

**1 Click Run**  
Find it at the bottom of the screen or press Alt+N.
- 

**2 Say "yes"**  
Click Yes to start installing.
- 

**3 Stay online**  
After installation, start Office and sign in with the account you use for Office 365: Pamela.Brown@k12.nd.us.

Need help installing?

This will install your Office 365 on your personal computer. Each @k12.nd.us account gets five free installs.