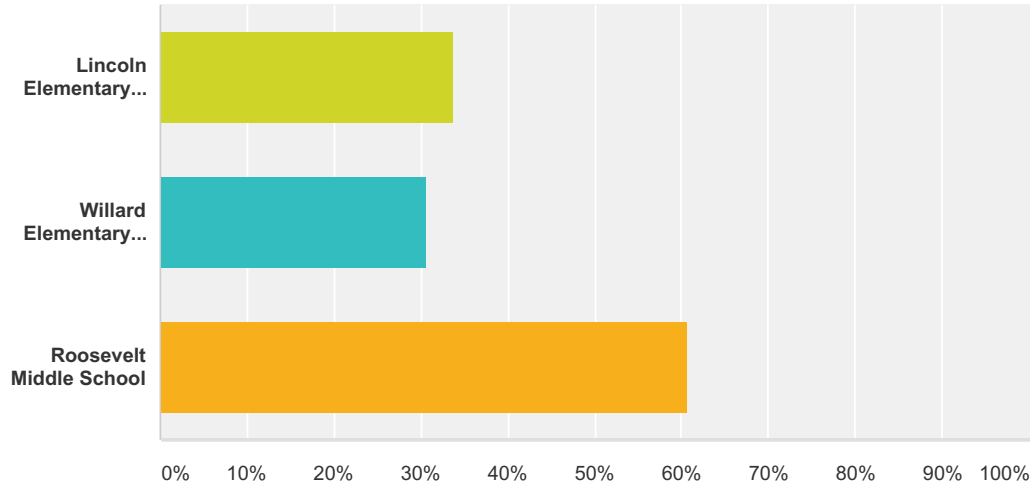


Q1 Please select the school that your child or children attend (please check all that apply).

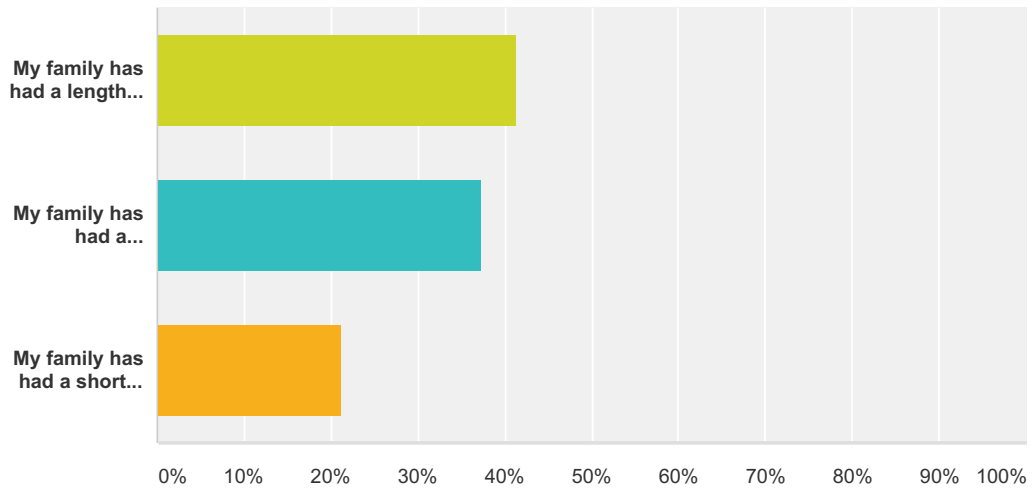
Answered: 234 Skipped: 2



Answer Choices	Responses
Lincoln Elementary School	33.76% 79
Willard Elementary School	30.77% 72
Roosevelt Middle School	60.68% 142
Total Respondents: 234	

Q2 Which statement best describes your perceived experience with River Forest District 90 Schools?

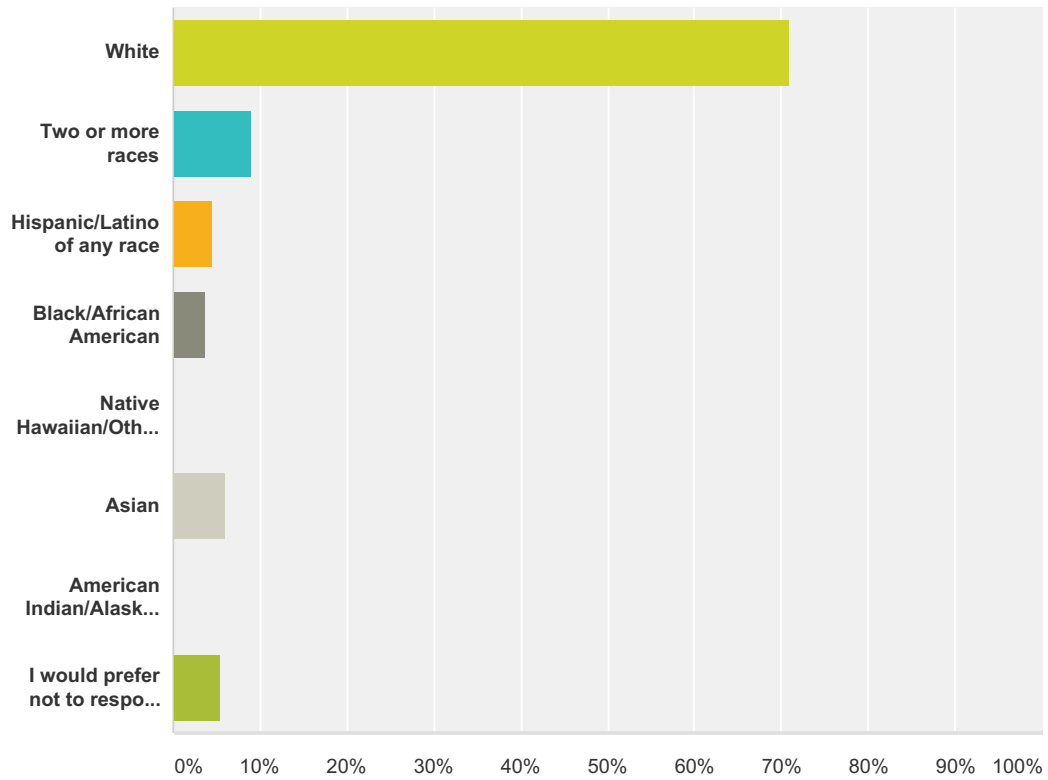
Answered: 235 Skipped: 1



Answer Choices	Responses
My family has had a lengthy relationship with District 90 schools	41.28% 97
My family has had a medium-length relationship with District 90 schools	37.45% 88
My family has had a short relationship with District 90 schools	21.28% 50
Total	235

Q3 My race/ethnicity is:

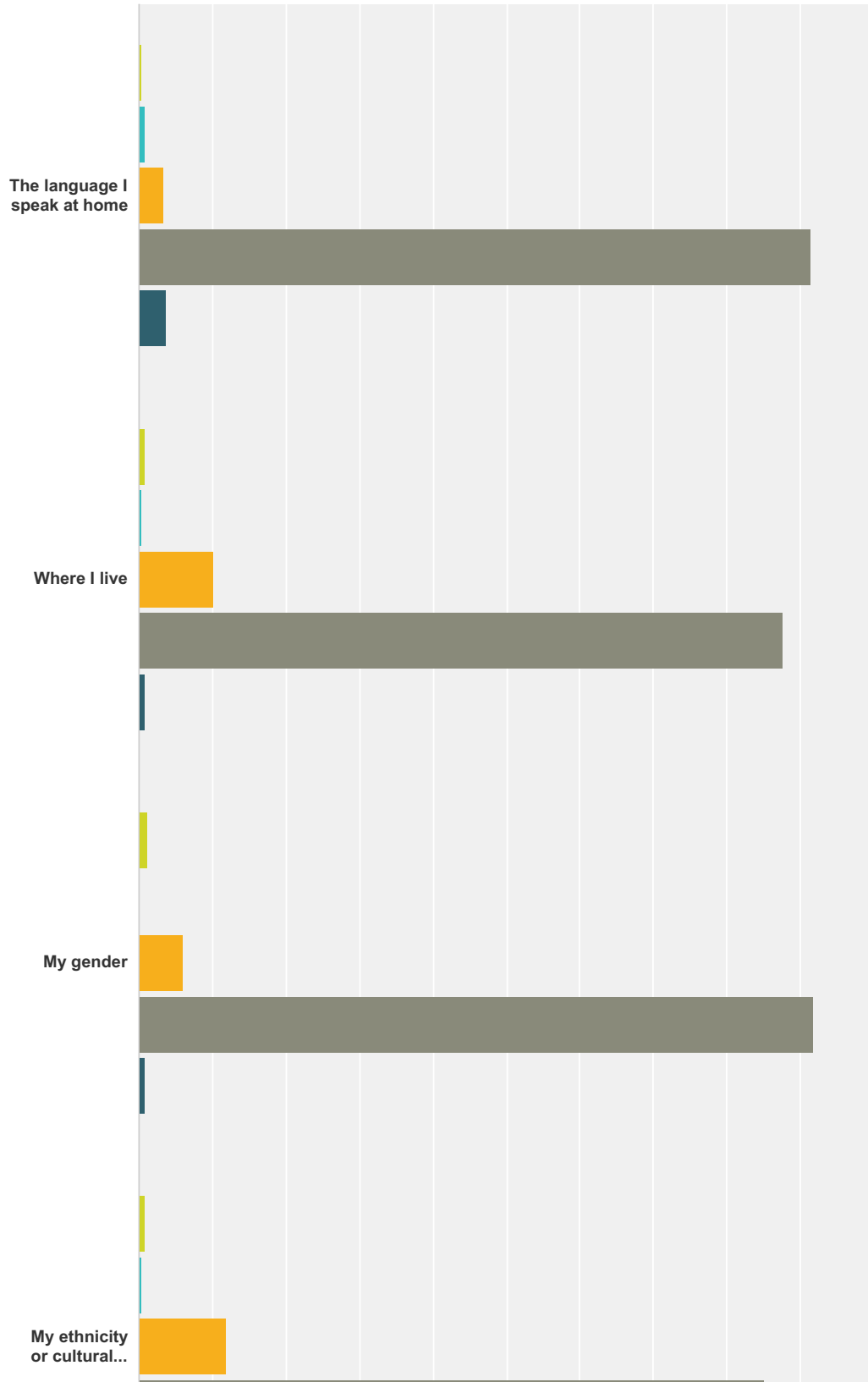
Answered: 235 Skipped: 1

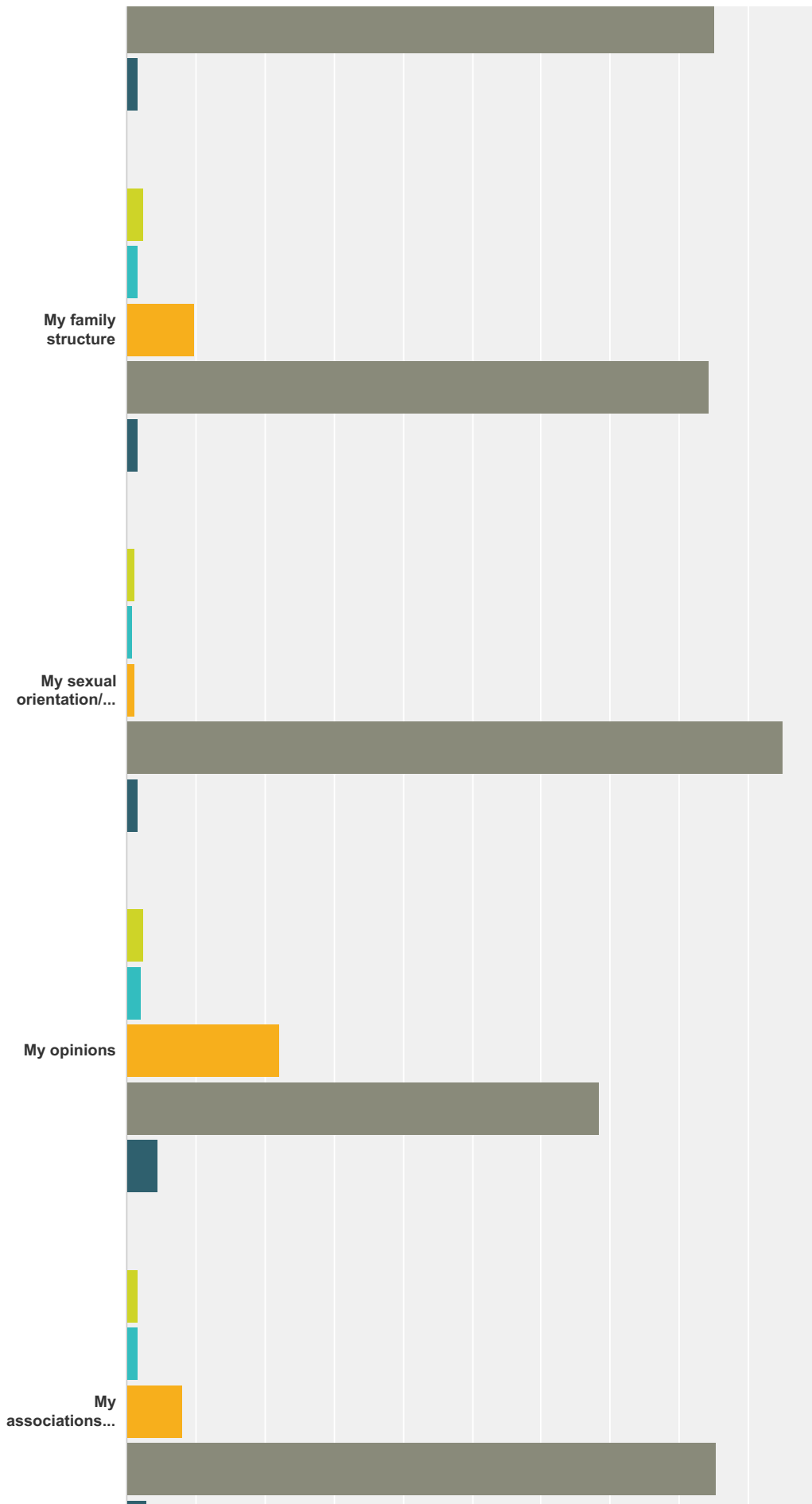


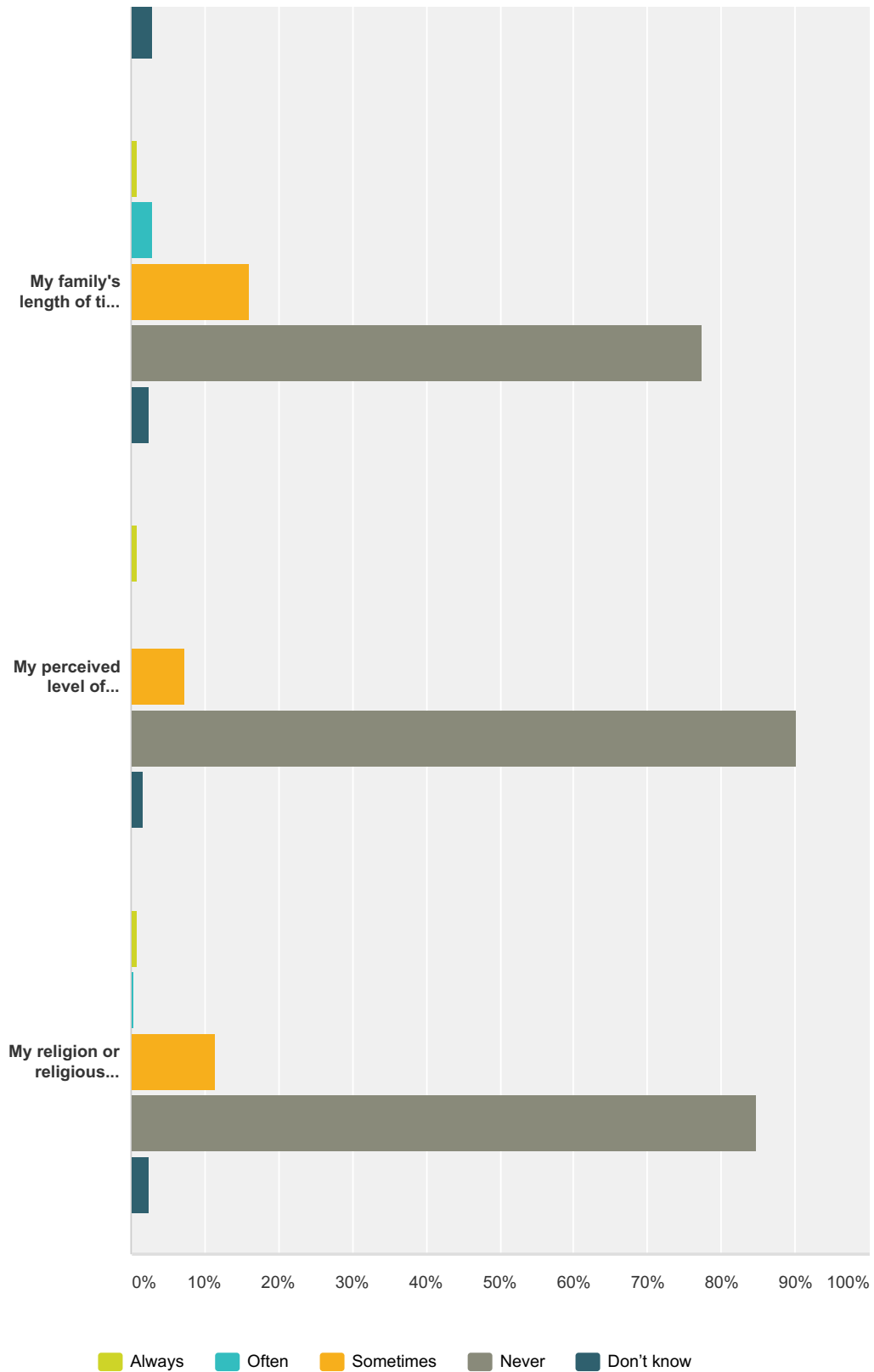
Answer Choices	Responses
White	71.06% 167
Two or more races	8.94% 21
Hispanic/Latino of any race	4.68% 11
Black/African American	3.83% 9
Native Hawaiian/Other Pacific Islander	0.00% 0
Asian	5.96% 14
American Indian/Alaska Native	0.00% 0
I would prefer not to respond to this question	5.53% 13
Total	235

Q4 Do you ever feel unwelcome or uncomfortable in the school community because of any of the following?:

Answered: 235 Skipped: 1





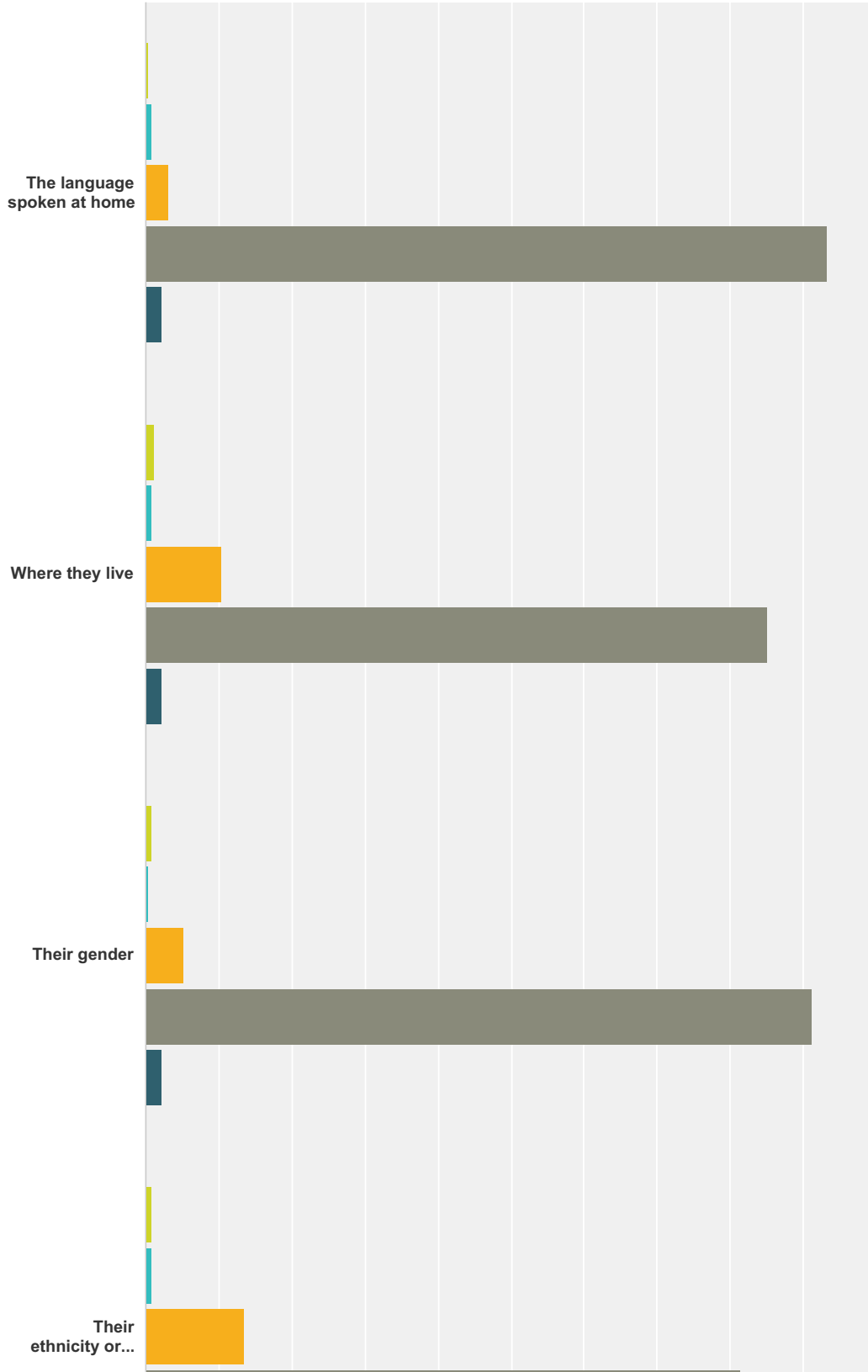


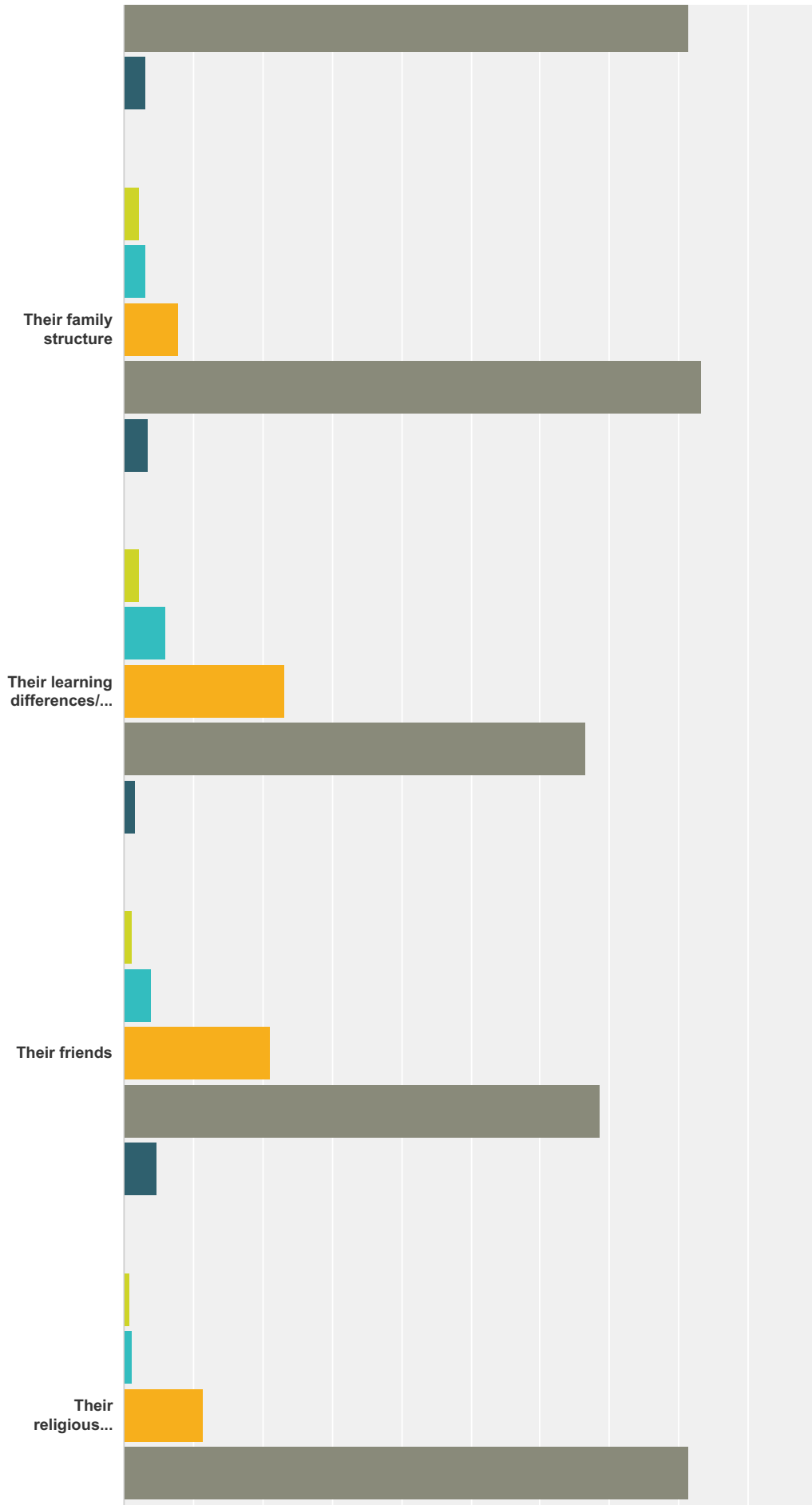
	Always	Often	Sometimes	Never	Don't know	Total
The language I speak at home	0.43% 1	0.85% 2	3.40% 8	91.49% 215	3.83% 9	235
Where I live	0.85% 2	0.43% 1	10.21% 24	87.66% 206	0.85% 2	235

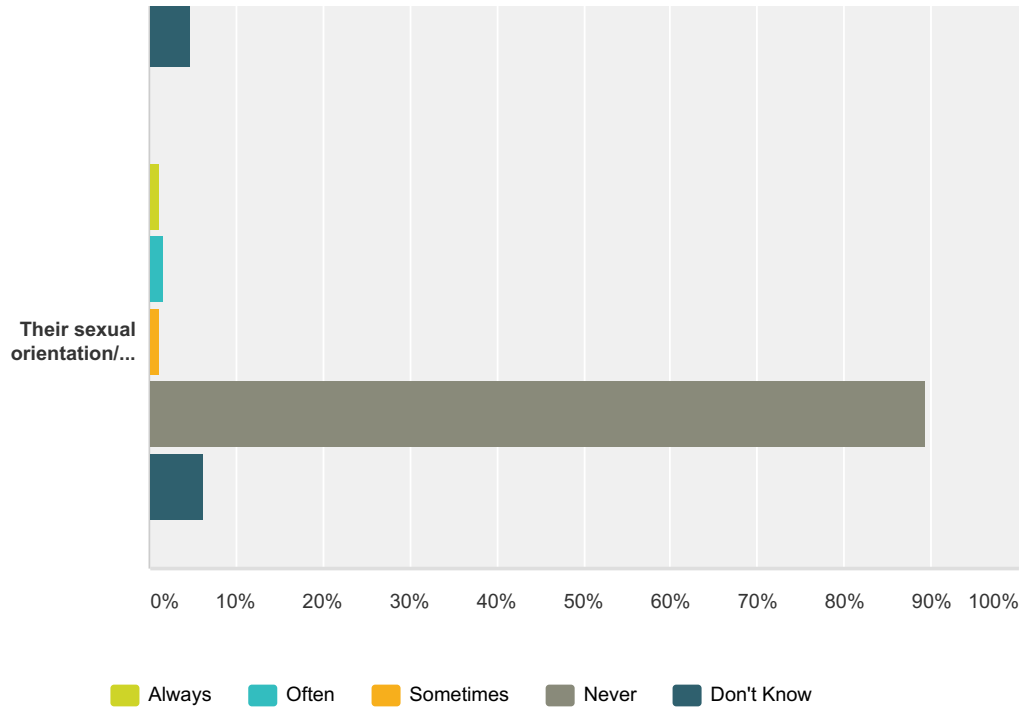
My gender	1.28% 3	0.00% 0	5.98% 14	91.88% 215	0.85% 2	234
My ethnicity or cultural background	0.85% 2	0.43% 1	11.91% 28	85.11% 200	1.70% 4	235
My family structure	2.55% 6	1.70% 4	9.79% 23	84.26% 198	1.70% 4	235
My sexual orientation/gender identity	1.28% 3	0.85% 2	1.28% 3	94.89% 223	1.70% 4	235
My opinions	2.55% 6	2.13% 5	22.13% 52	68.51% 161	4.68% 11	235
My associations or affiliations	1.71% 4	1.71% 4	8.12% 19	85.47% 200	2.99% 7	234
My family's length of time in the community	0.85% 2	2.98% 7	16.17% 38	77.45% 182	2.55% 6	235
My perceived level of education	0.85% 2	0.00% 0	7.26% 17	90.17% 211	1.71% 4	234
My religion or religious beliefs	0.85% 2	0.43% 1	11.49% 27	84.68% 199	2.55% 6	235

Q5 Do you believe that your child or children feel unwelcome or uncomfortable at school because of any of the following?:

Answered: 228 Skipped: 8



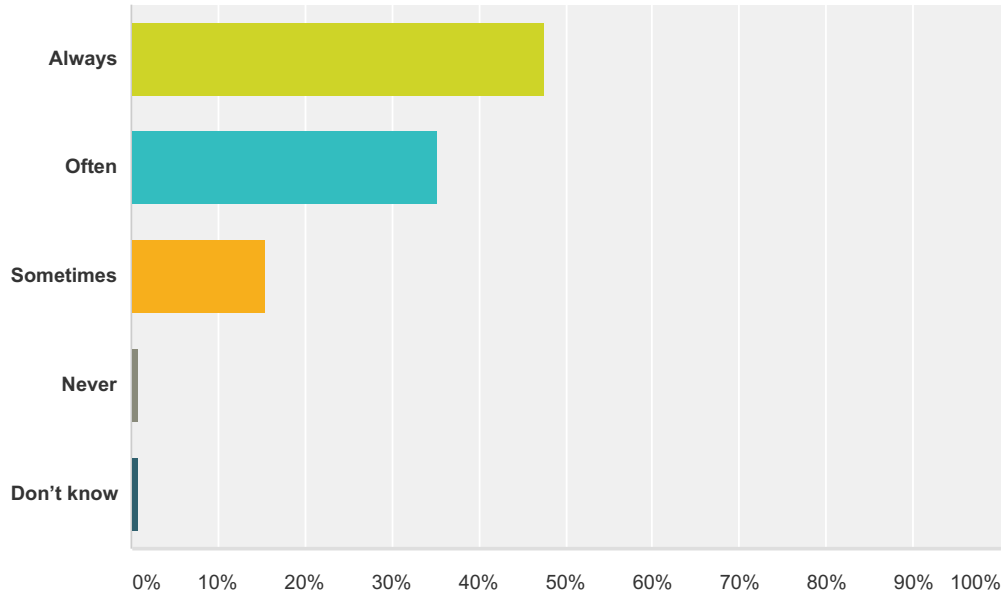




	Always	Often	Sometimes	Never	Don't Know	Total
The language spoken at home	0.44% 1	0.88% 2	3.10% 7	93.36% 211	2.21% 5	226
Where they live	1.32% 3	0.88% 2	10.53% 24	85.09% 194	2.19% 5	228
Their gender	0.88% 2	0.44% 1	5.29% 12	91.19% 207	2.20% 5	227
Their ethnicity or cultural background	0.88% 2	0.88% 2	13.66% 31	81.50% 185	3.08% 7	227
Their family structure	2.19% 5	3.07% 7	7.89% 18	83.33% 190	3.51% 8	228
Their learning differences/learning style	2.19% 5	6.14% 14	23.25% 53	66.67% 152	1.75% 4	228
Their friends	1.32% 3	3.96% 9	21.15% 48	68.72% 156	4.85% 11	227
Their religious beliefs	0.88% 2	1.32% 3	11.45% 26	81.50% 185	4.85% 11	227
Their sexual orientation/gender identity	1.33% 3	1.77% 4	1.33% 3	89.38% 202	6.19% 14	226

Q6 Do you think your child or children are accepted for who they are in the District 90 community?

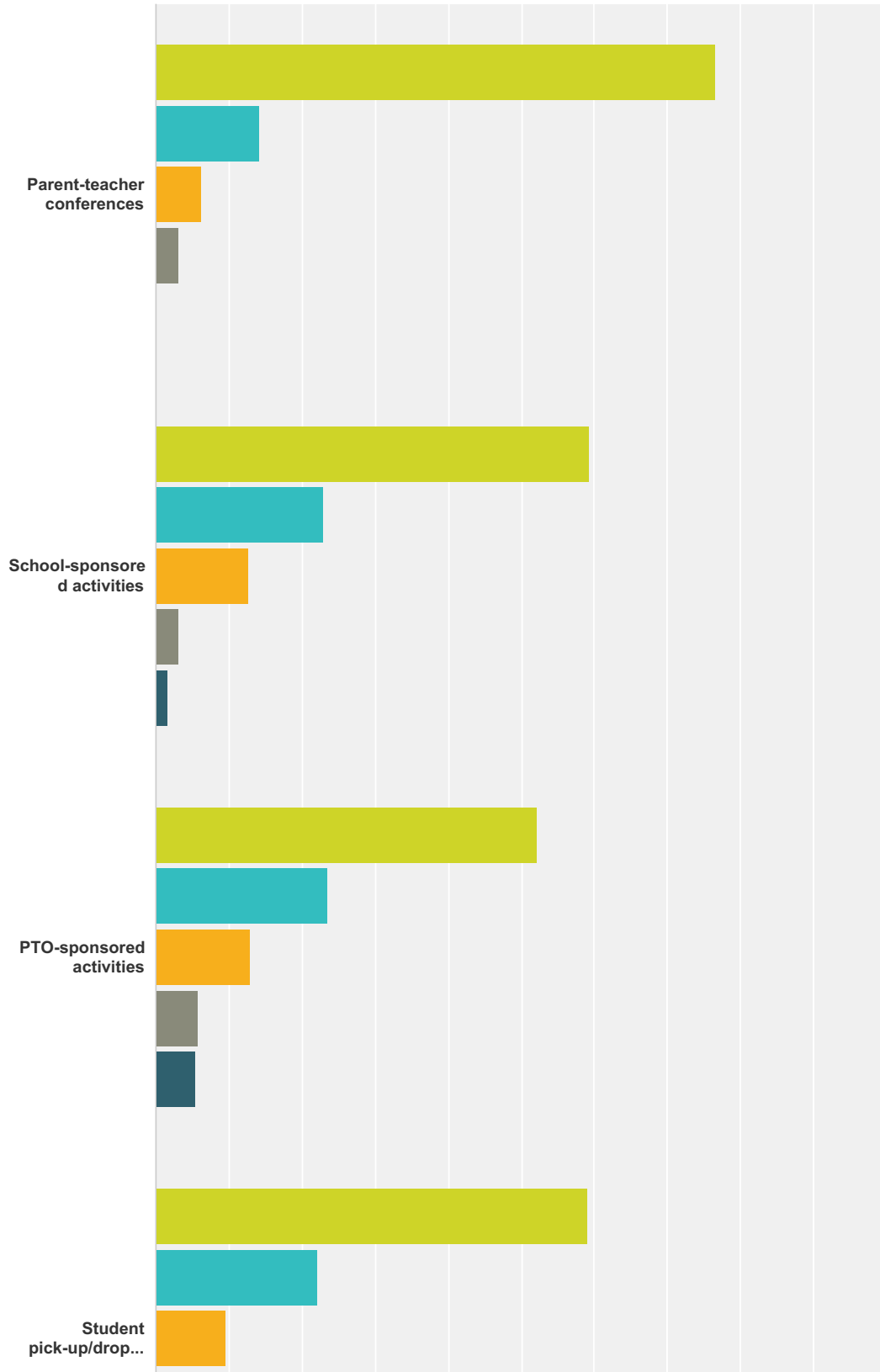
Answered: 227 Skipped: 9

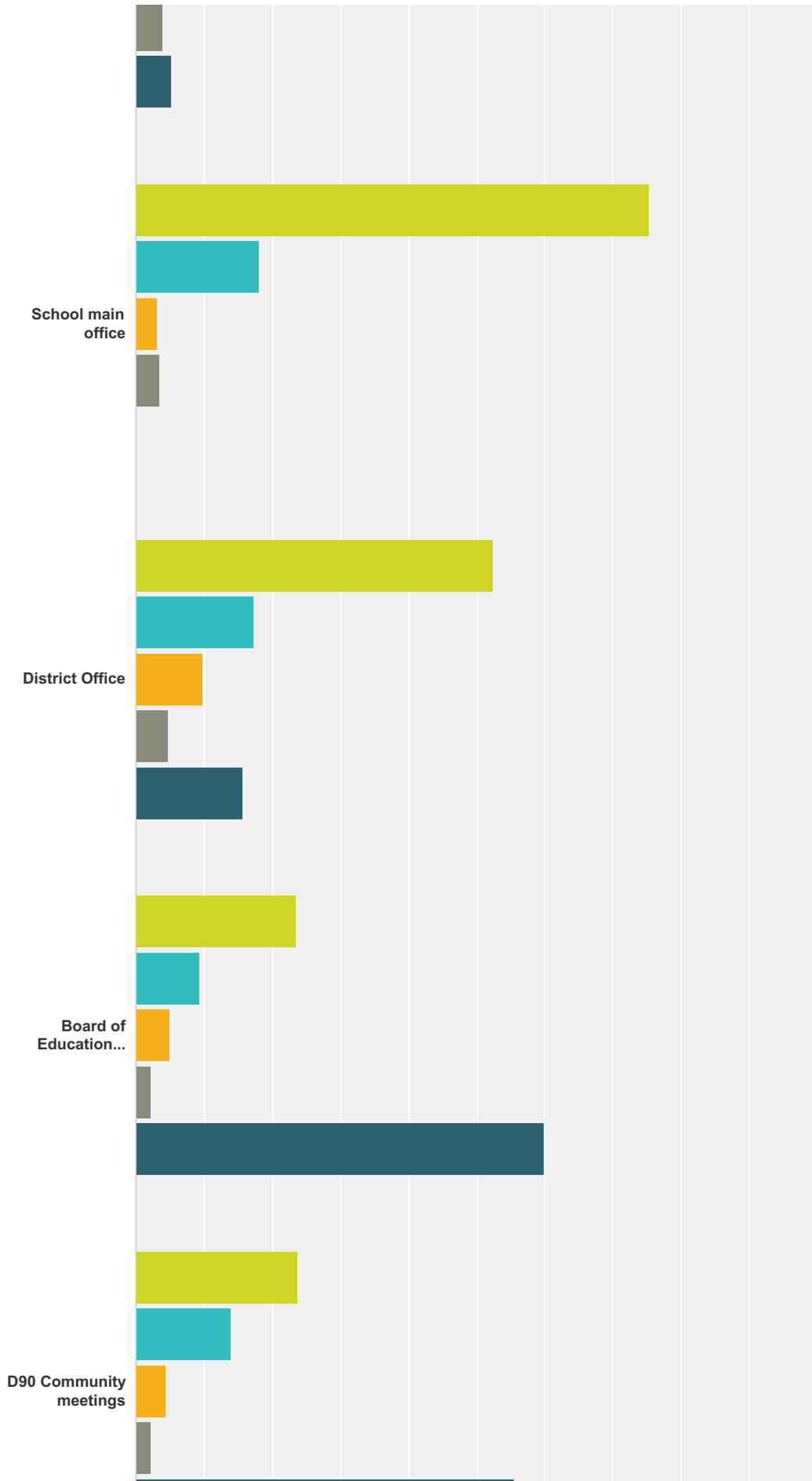


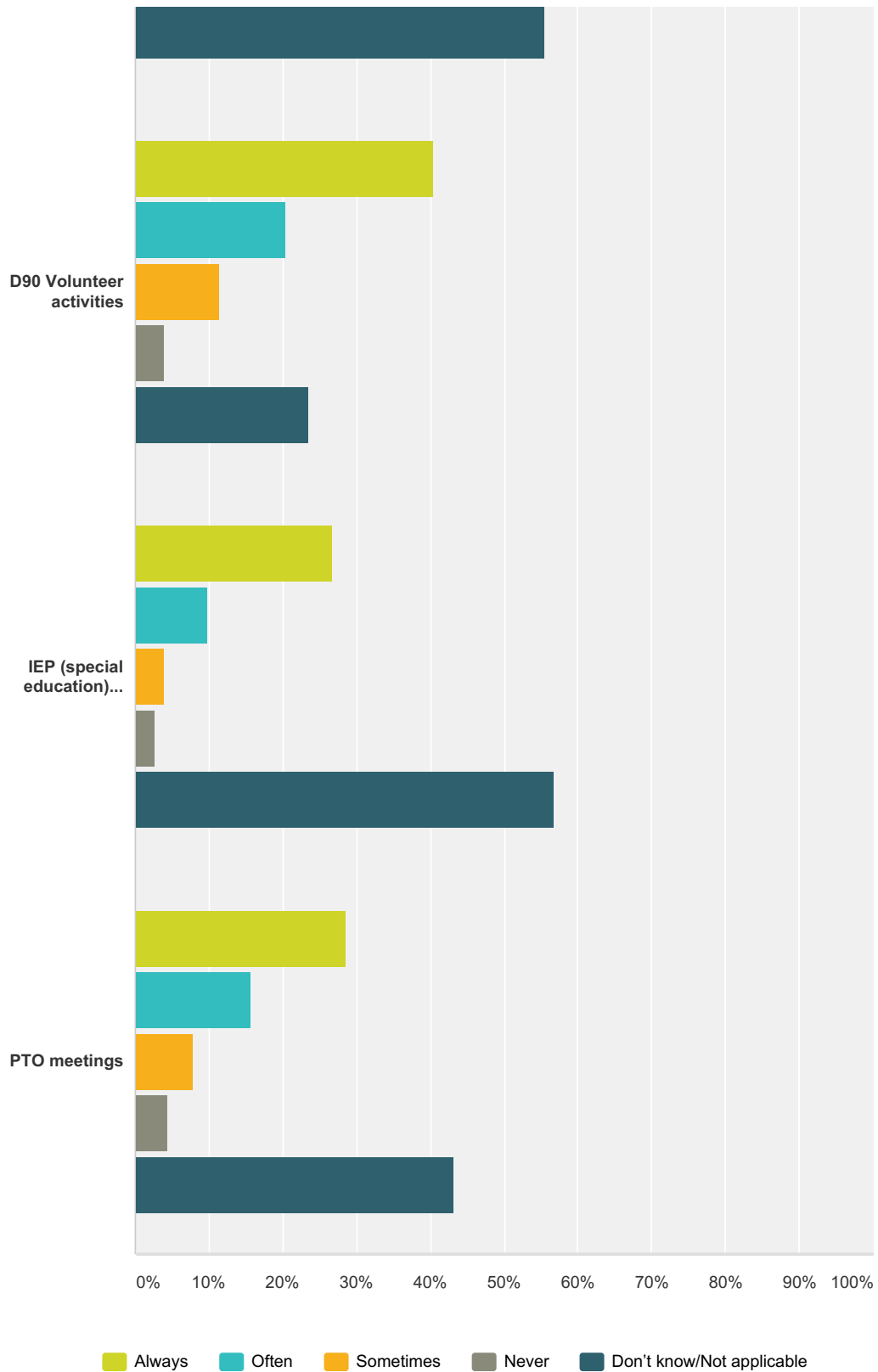
Answer Choices	Responses
Always	47.58% 108
Often	35.24% 80
Sometimes	15.42% 35
Never	0.88% 2
Don't know	0.88% 2
Total	227

Q7 Please identify how often you feel welcome or comfortable in the following settings:

Answered: 227 Skipped: 9





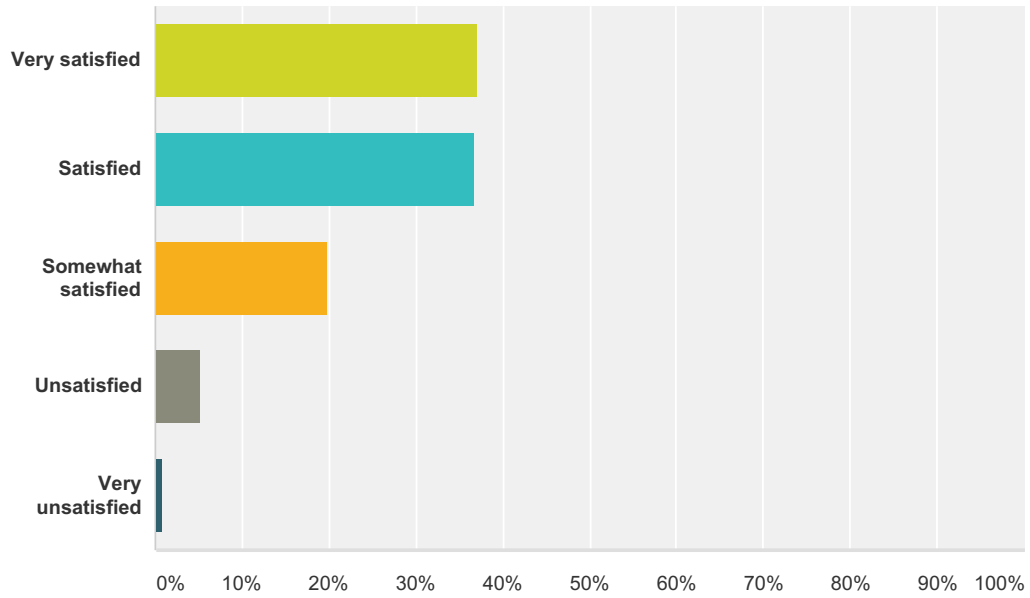


	Always	Often	Sometimes	Never	Don't know/Not applicable	Total
Parent-teacher conferences	76.65% 174	14.10% 32	6.17% 14	3.08% 7	0.00% 0	227
School-sponsored activities	59.29% 134	23.01% 52	12.83% 29	3.10% 7	1.77% 4	226

PTO-sponsored activities	52.23% 117	23.66% 53	12.95% 29	5.80% 13	5.36% 12	224
Student pick-up/drop-off	59.03% 134	22.03% 50	9.69% 22	3.96% 9	5.29% 12	227
School main office	75.33% 171	18.06% 41	3.08% 7	3.52% 8	0.00% 0	227
District Office	52.44% 118	17.33% 39	9.78% 22	4.89% 11	15.56% 35	225
Board of Education meetings	23.66% 53	9.38% 21	4.91% 11	2.23% 5	59.82% 134	224
D90 Community meetings	23.77% 53	13.90% 31	4.48% 10	2.24% 5	55.61% 124	223
D90 Volunteer activities	40.44% 91	20.44% 46	11.56% 26	4.00% 9	23.56% 53	225
IEP (special education) meetings	26.79% 60	9.82% 22	4.02% 9	2.68% 6	56.70% 127	224
PTO meetings	28.57% 64	15.63% 35	8.04% 18	4.46% 10	43.30% 97	224

Q8 How satisfied are you with the degree to which River Forest District 90 provides a culture of individuals who are sensitive, responsive, and inclusive of each other?

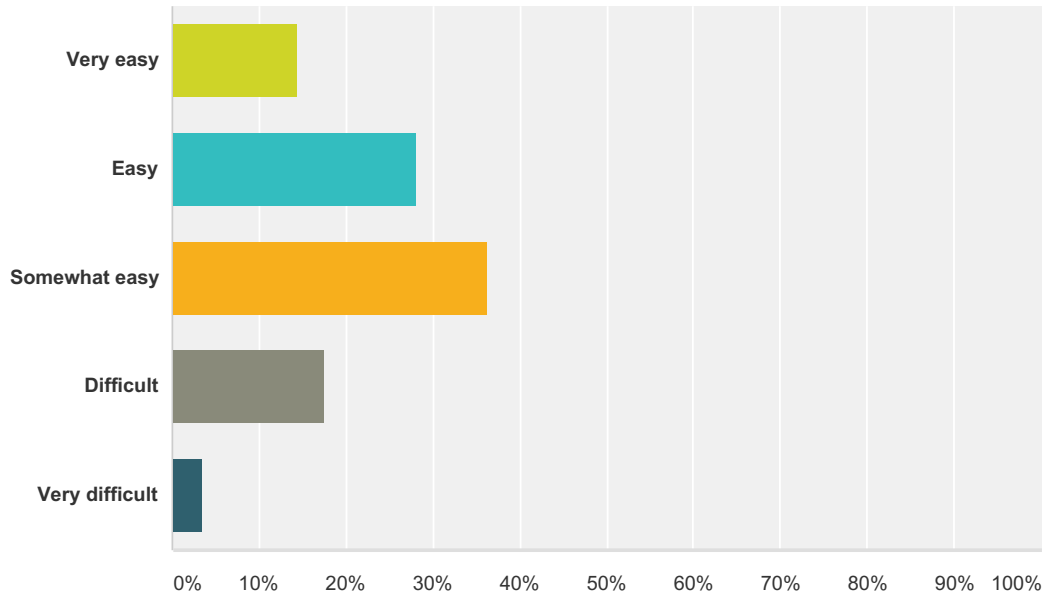
Answered: 226 Skipped: 10



Answer Choices	Responses	Count
Very satisfied	37.17%	84
Satisfied	36.73%	83
Somewhat satisfied	19.91%	45
Unsatisfied	5.31%	12
Very unsatisfied	0.88%	2
Total		226

Q9 In the District 90 community, how easy is it for your child to make friends with someone from outside their typical group of friends?

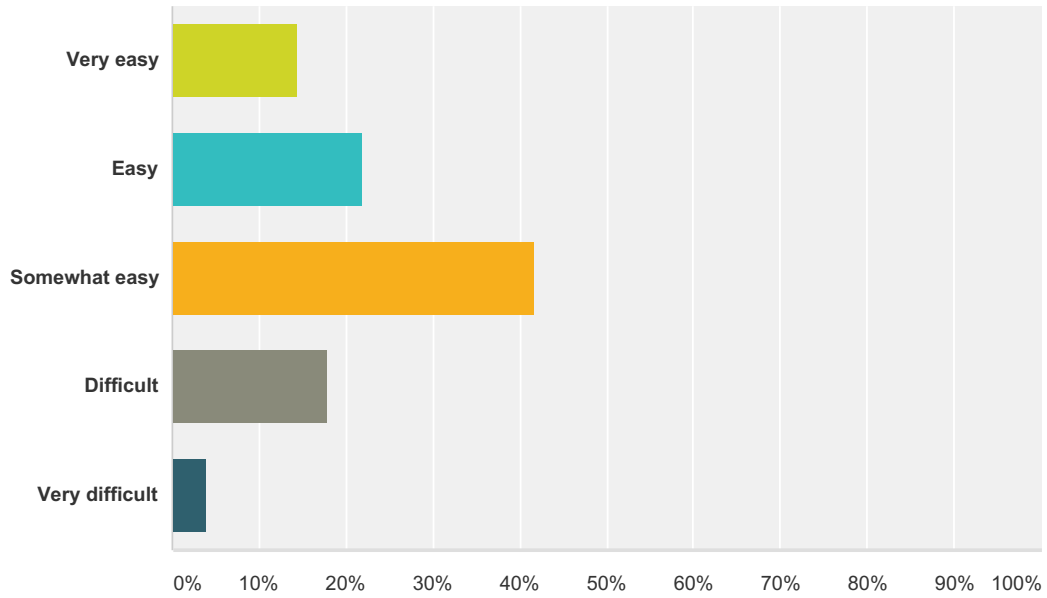
Answered: 223 Skipped: 13



Answer Choices	Responses
Very easy	14.35% 32
Easy	28.25% 63
Somewhat easy	36.32% 81
Difficult	17.49% 39
Very difficult	3.59% 8
Total	223

Q10 In the District 90 community, how easy is it for you to make a social connection with another adult outside your typical social circle?

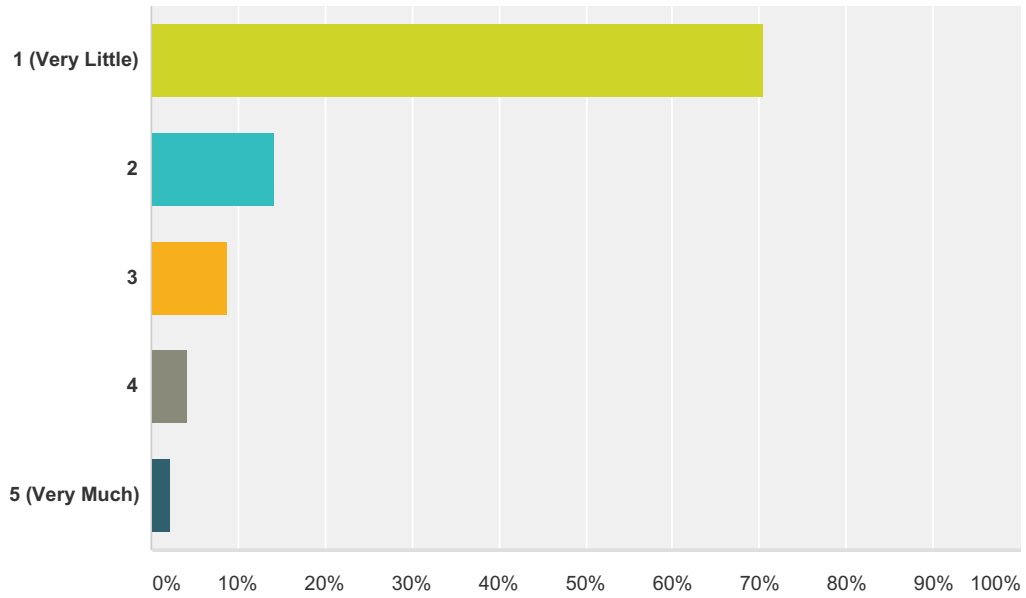
Answered: 223 Skipped: 13



Answer Choices	Responses
Very easy	14.35% 32
Easy	21.97% 49
Somewhat easy	41.70% 93
Difficult	17.94% 40
Very difficult	4.04% 9
Total	223

Q11 To what extent have you or your children ever experienced discriminatory procedures, practices, or behaviors in River Forest District 90?

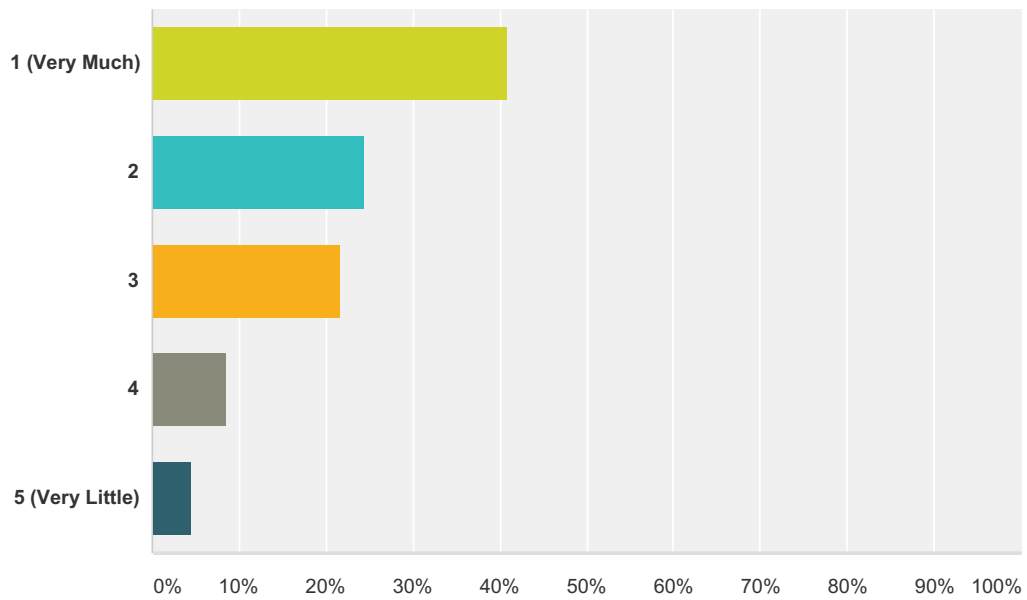
Answered: 218 Skipped: 18



Answer Choices	Responses
1 (Very Little)	70.64% 154
2	14.22% 31
3	8.72% 19
4	4.13% 9
5 (Very Much)	2.29% 5
Total	218

Q12 Do you feel that River Forest District 90 holds inclusiveness in high regard?

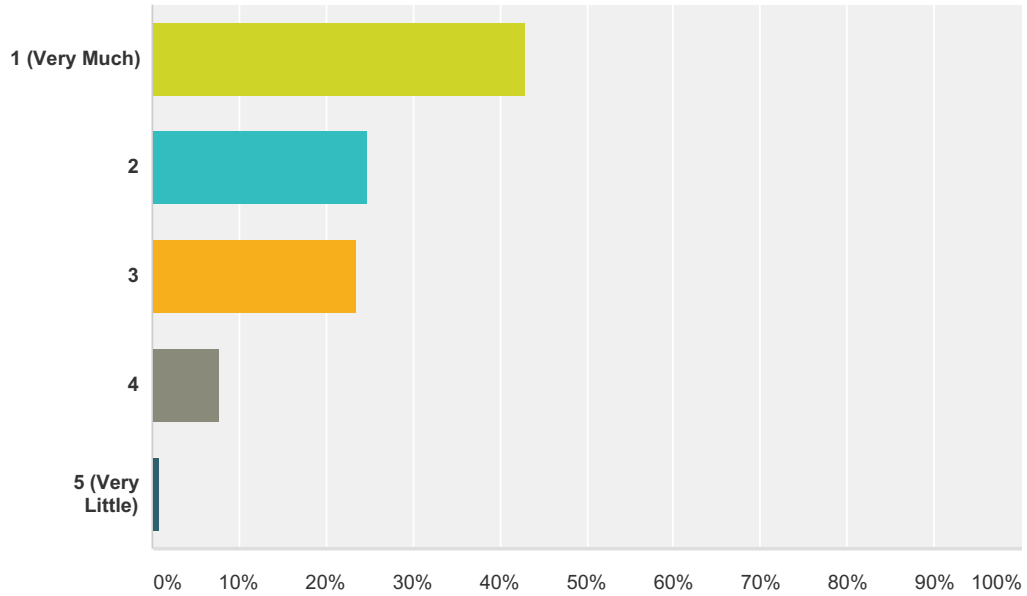
Answered: 222 Skipped: 14



Answer Choices	Responses	
1 (Very Much)	40.99%	91
2	24.32%	54
3	21.62%	48
4	8.56%	19
5 (Very Little)	4.50%	10
Total		222

Q13 . . . models important life skills of awareness, self-reflection, sensitivity, and responsiveness to others?

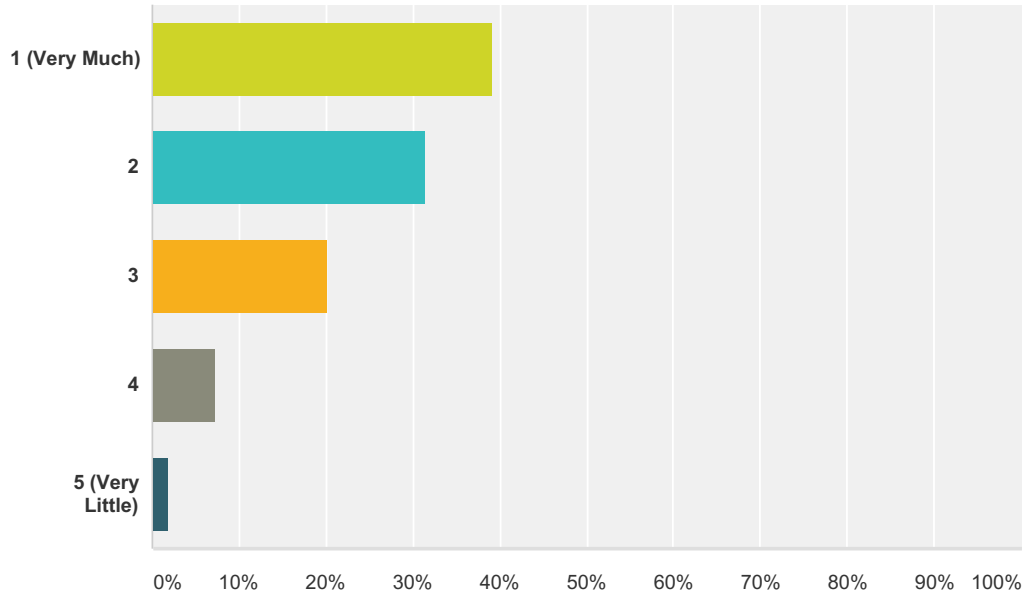
Answered: 221 Skipped: 15



Answer Choices	Responses
1 (Very Much)	42.99% 95
2	24.89% 55
3	23.53% 52
4	7.69% 17
5 (Very Little)	0.90% 2
Total	221

Q14 . . . teaches important life skills of awareness, self-reflection, sensitivity, and responsiveness to others?

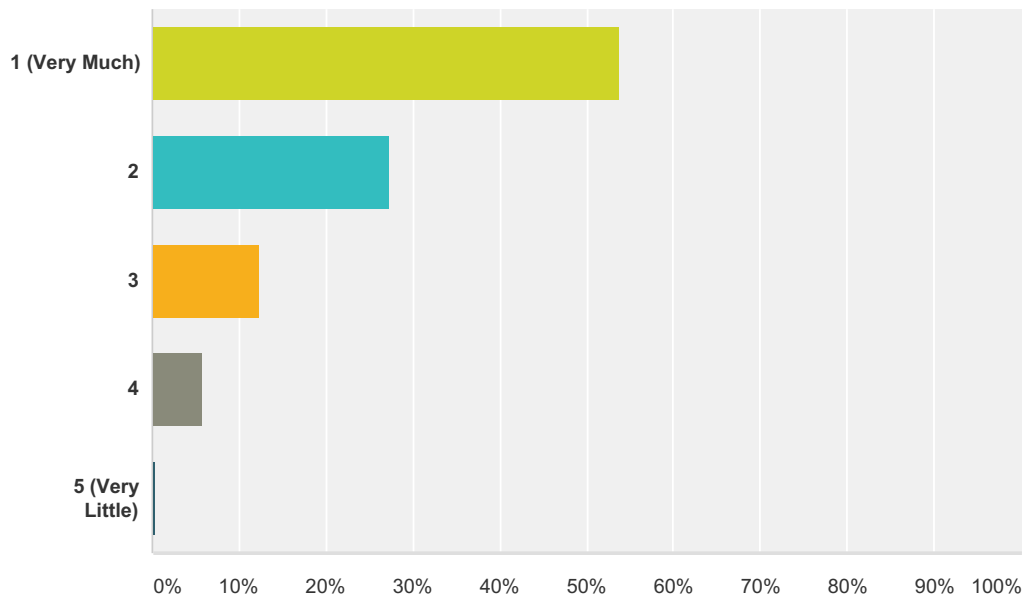
Answered: 222 Skipped: 14



Answer Choices	Responses
1 (Very Much)	39.19% 87
2	31.53% 70
3	20.27% 45
4	7.21% 16
5 (Very Little)	1.80% 4
Total	222

Q15 . . . holds high expectations for all students?

Answered: 219 Skipped: 17



Answer Choices	Responses	
1 (Very Much)	53.88%	118
2	27.40%	60
3	12.33%	27
4	5.94%	13
5 (Very Little)	0.46%	1
Total		219

Q16 Please share any ways in which you believe that River Forest District 90 can be a more inclusive school community.

Answered: 55 Skipped: 181