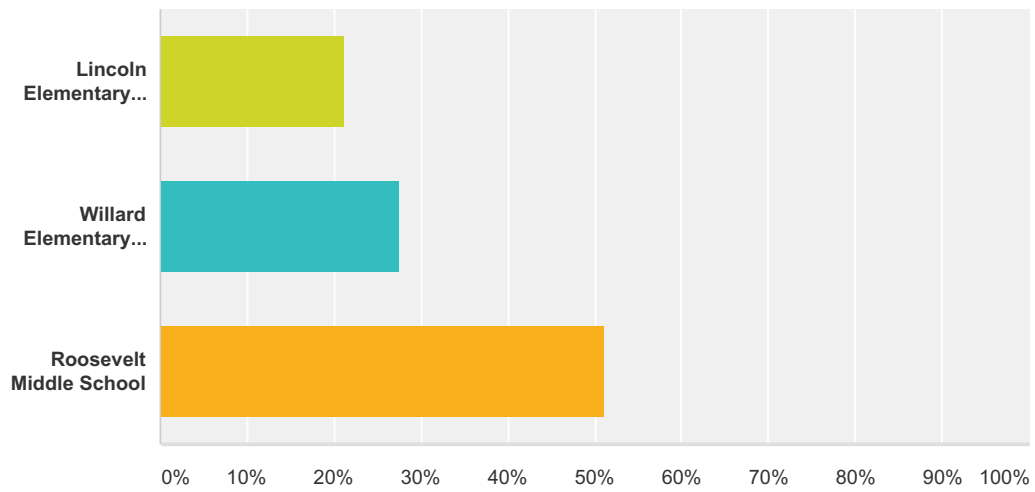


Q1 Please select the primary location where you work (please select one).

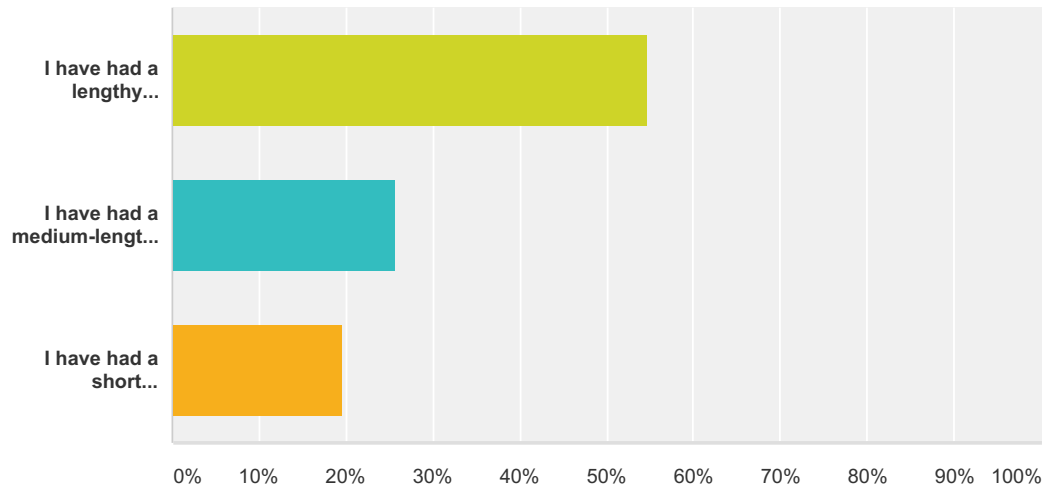
Answered: 127 Skipped: 5



Answer Choices	Responses
Lincoln Elementary School	21.26% 27
Willard Elementary School	27.56% 35
Roosevelt Middle School	51.18% 65
Total	127

Q2 Which statement best describes your perceived experience with River Forest District 90 Schools?

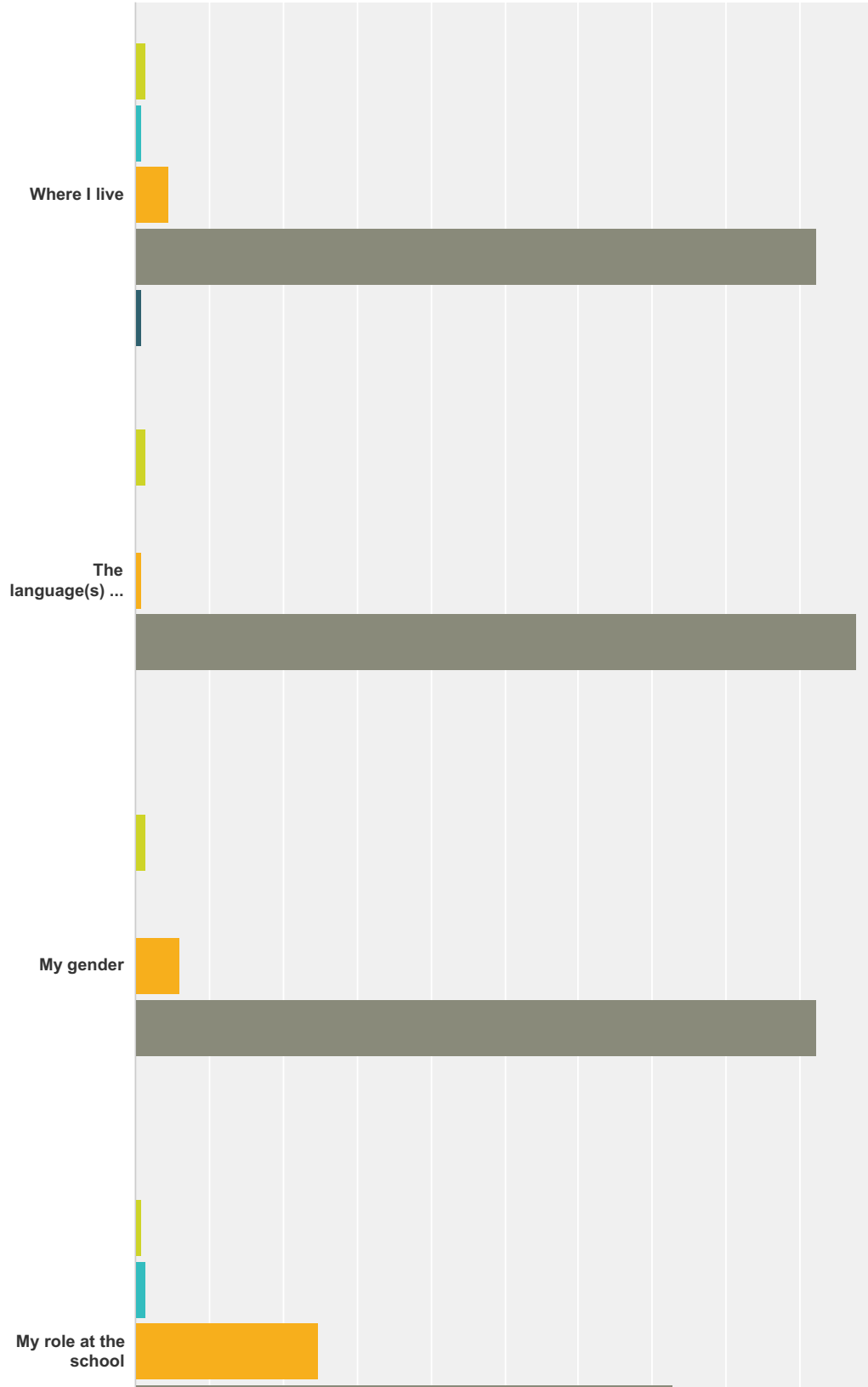
Answered: 128 Skipped: 4

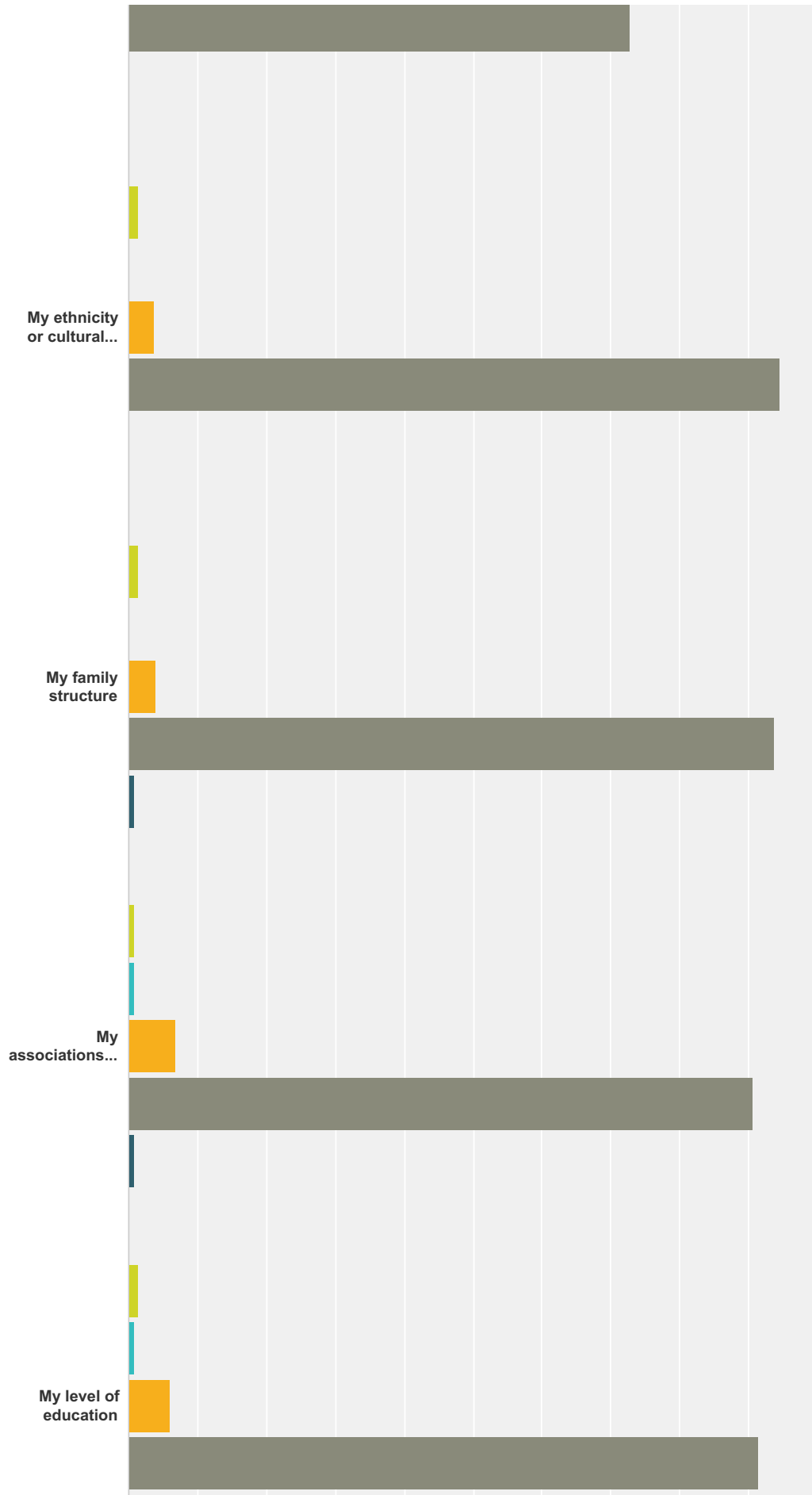


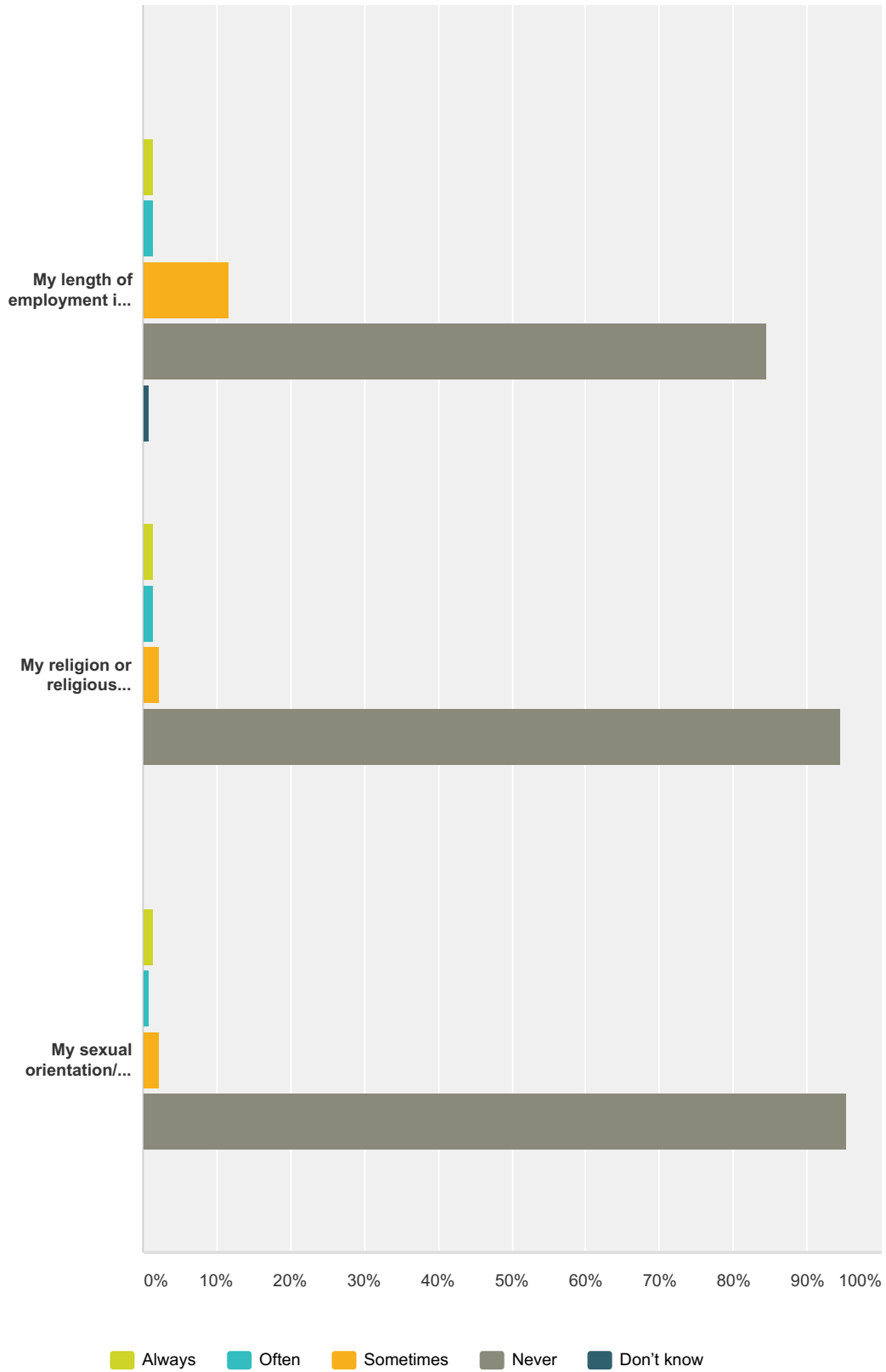
Answer Choices	Responses
I have had a lengthy relationship with District 90 schools	54.69% 70
I have had a medium-length relationship with District 90 schools	25.78% 33
I have had a short relationship with District 90 schools	19.53% 25
Total	128

Q3 Do you ever feel unwelcome or uncomfortable in the school community because of anyof the following?:

Answered: 130 Skipped: 2





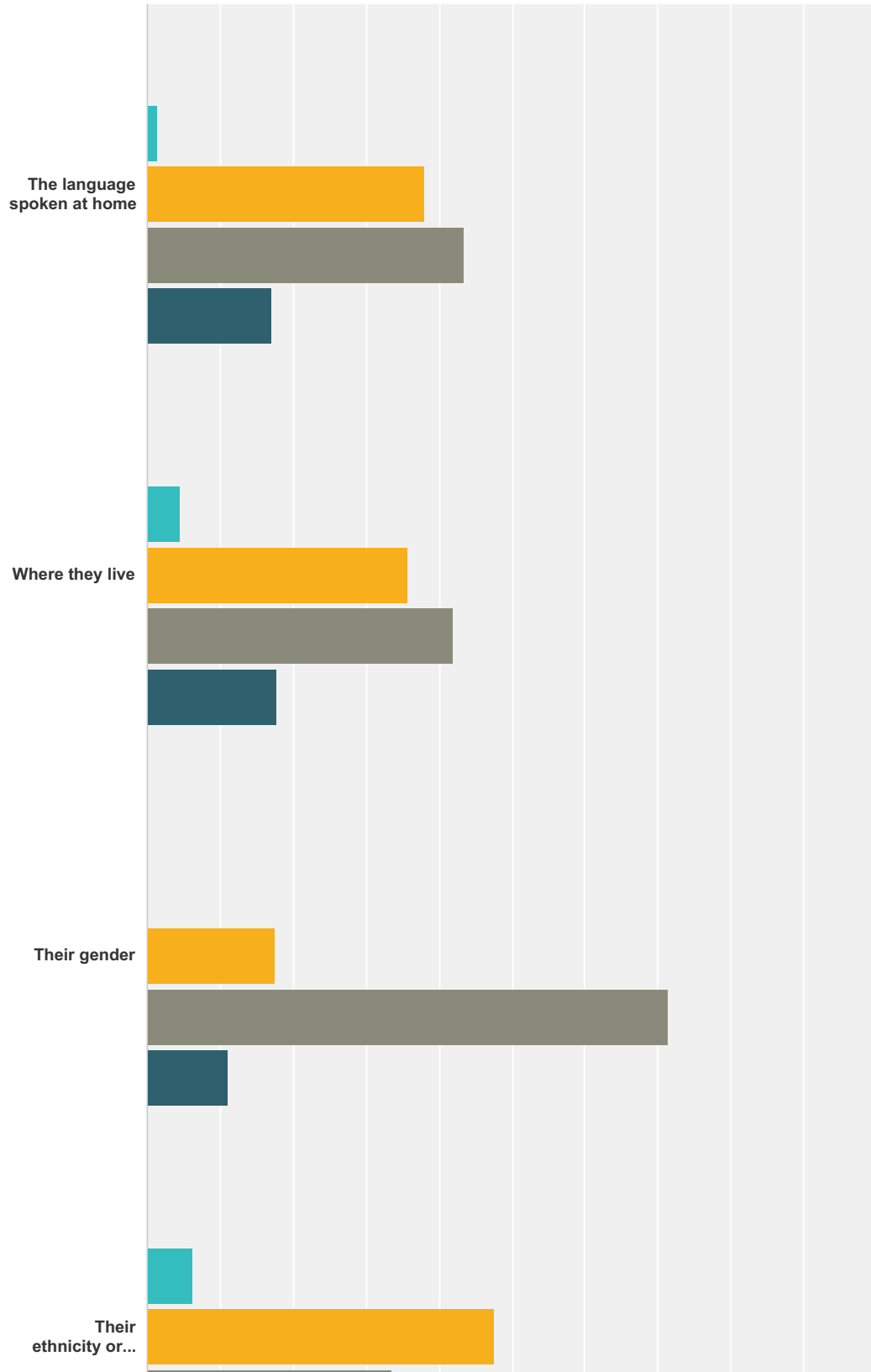


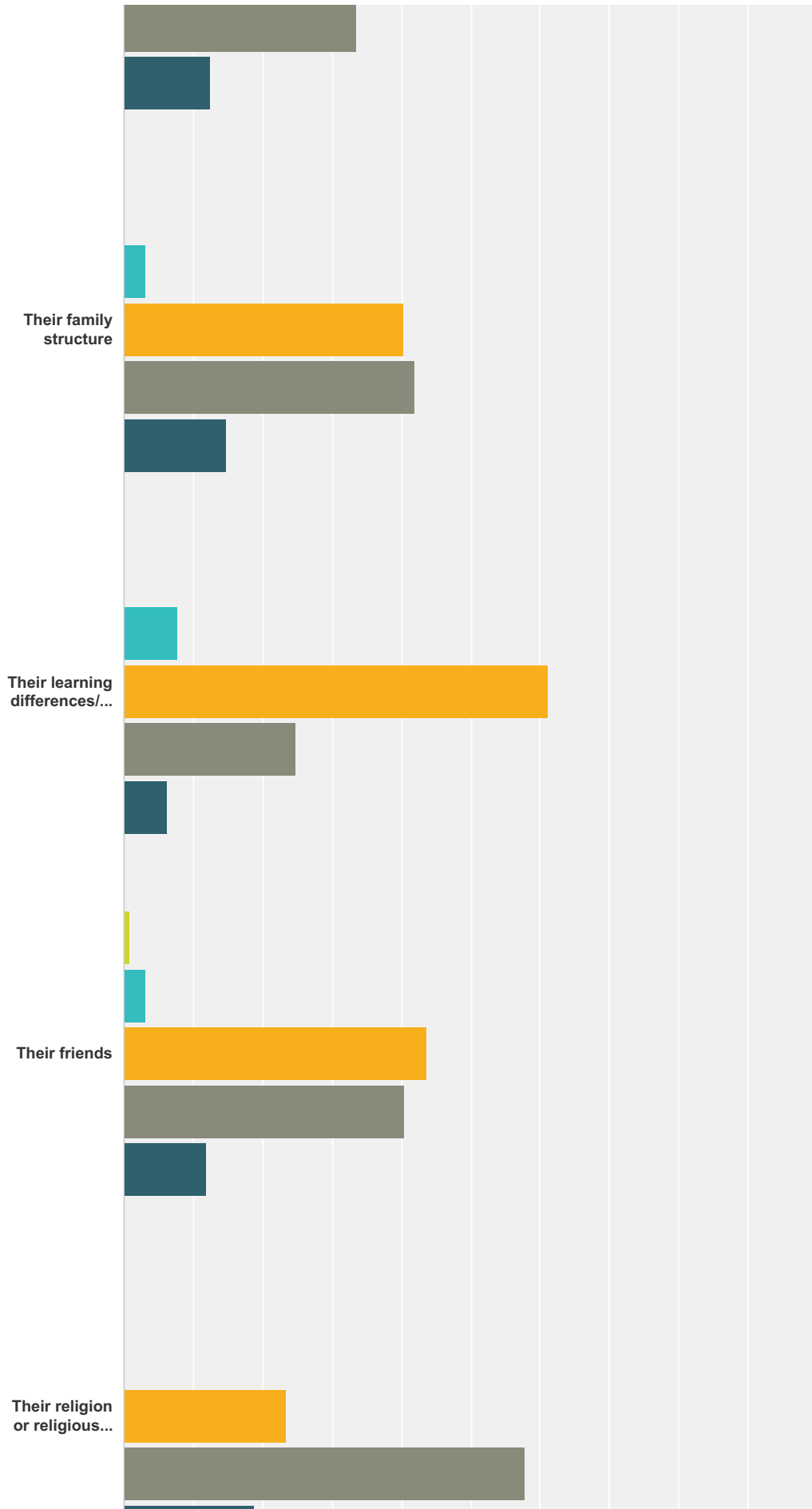
	Always	Often	Sometimes	Never	Don't know	Total
Where I live	1.54% 2	0.77% 1	4.62% 6	92.31% 120	0.77% 1	130
The language(s) I speak	1.56% 2	0.00% 0	0.78% 1	97.66% 125	0.00% 0	128

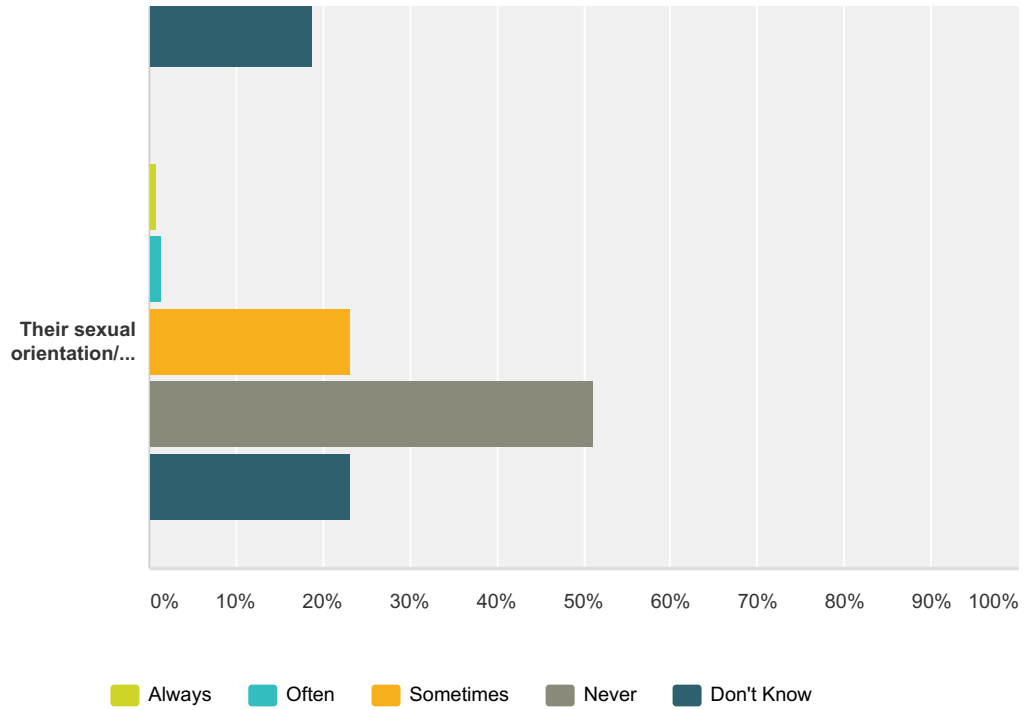
My gender	1.54% 2	0.00% 0	6.15% 8	92.31% 120	0.00% 0	130
My role at the school	0.78% 1	1.55% 2	24.81% 32	72.87% 94	0.00% 0	129
My ethnicity or cultural background	1.54% 2	0.00% 0	3.85% 5	94.62% 123	0.00% 0	130
My family structure	1.55% 2	0.00% 0	3.88% 5	93.80% 121	0.78% 1	129
My associations or affiliations	0.78% 1	0.78% 1	6.98% 9	90.70% 117	0.78% 1	129
My level of education	1.54% 2	0.77% 1	6.15% 8	91.54% 119	0.00% 0	130
My length of employment in the District/School	1.55% 2	1.55% 2	11.63% 15	84.50% 109	0.78% 1	129
My religion or religious beliefs	1.54% 2	1.54% 2	2.31% 3	94.62% 123	0.00% 0	130
My sexual orientation/gender identity	1.55% 2	0.78% 1	2.33% 3	95.35% 123	0.00% 0	129

Q4 Do you believe that your students feel unwelcome or uncomfortable at school because of any of the following?

Answered: 129 Skipped: 3



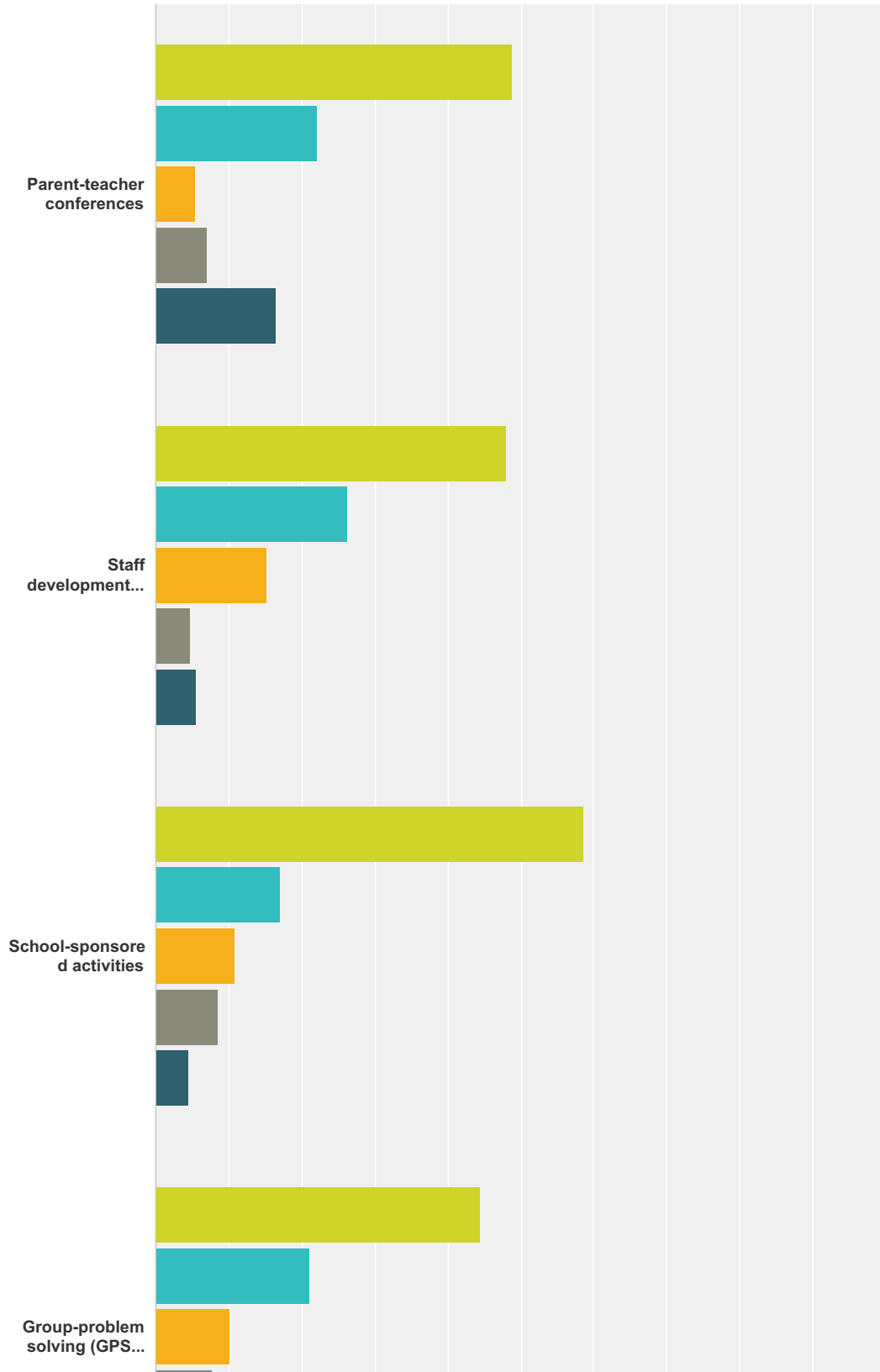


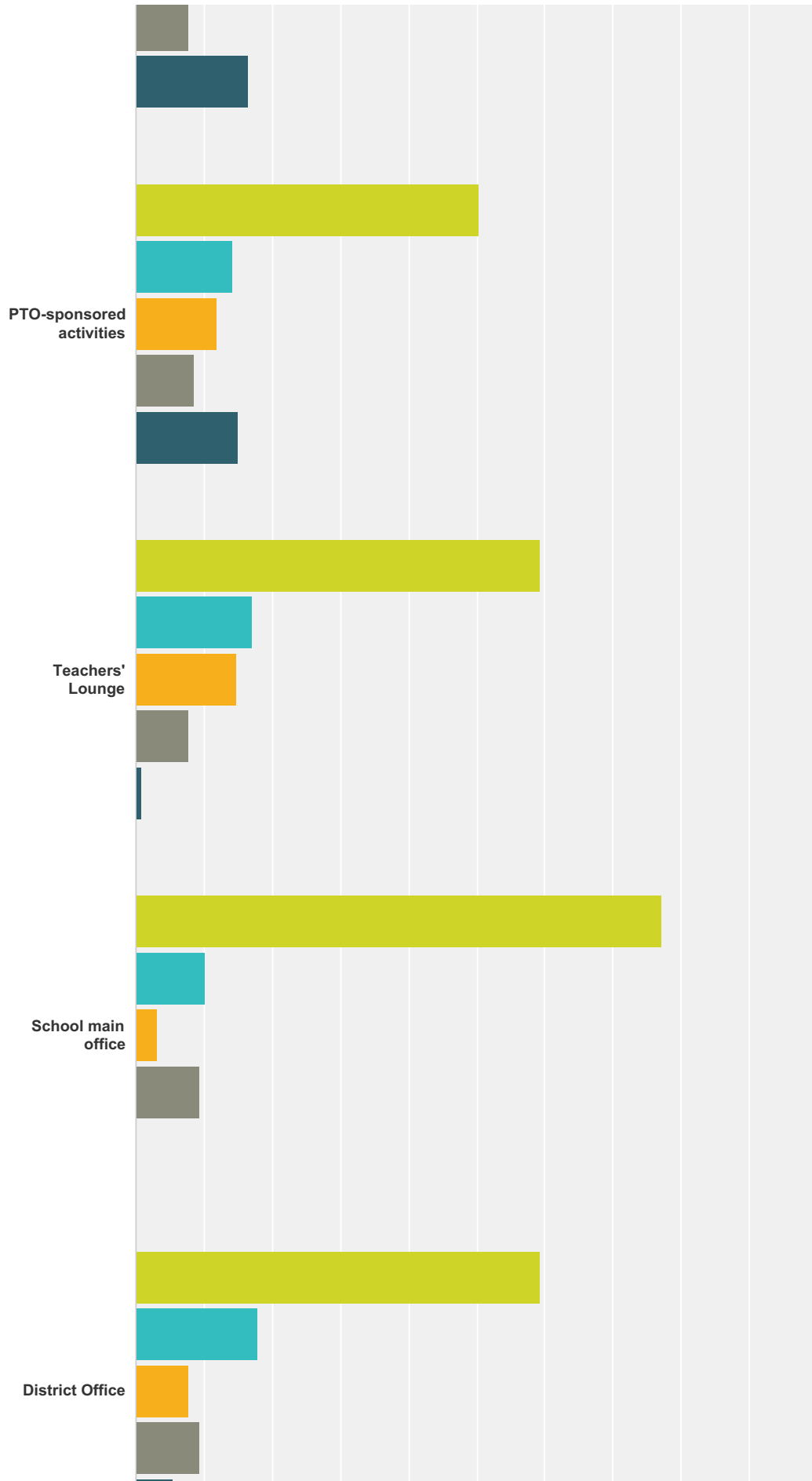


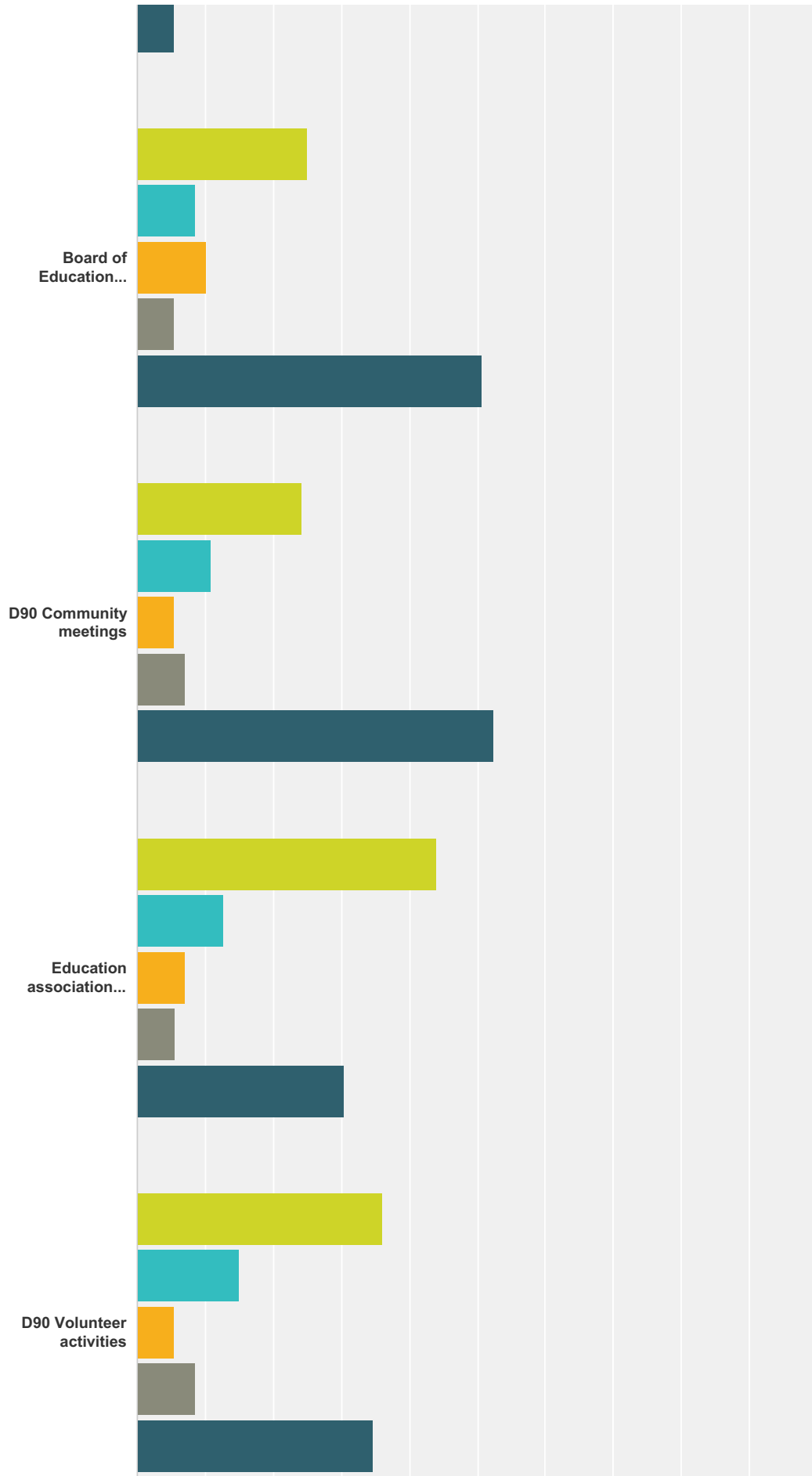
	Always	Often	Sometimes	Never	Don't Know	Total
The language spoken at home	0.00% 0	1.55% 2	37.98% 49	43.41% 56	17.05% 22	129
Where they live	0.00% 0	4.65% 6	35.66% 46	41.86% 54	17.83% 23	129
Their gender	0.00% 0	0.00% 0	17.46% 22	71.43% 90	11.11% 14	126
Their ethnicity or cultural background	0.00% 0	6.25% 8	47.66% 61	33.59% 43	12.50% 16	128
Their family structure	0.00% 0	3.10% 4	40.31% 52	41.86% 54	14.73% 19	129
Their learning differences/learning style	0.00% 0	7.75% 10	61.24% 79	24.81% 32	6.20% 8	129
Their friends	0.79% 1	3.17% 4	43.65% 55	40.48% 51	11.90% 15	126
Their religion or religious beliefs	0.00% 0	0.00% 0	23.44% 30	57.81% 74	18.75% 24	128
Their sexual orientation/gender identity	0.78% 1	1.55% 2	23.26% 30	51.16% 66	23.26% 30	129

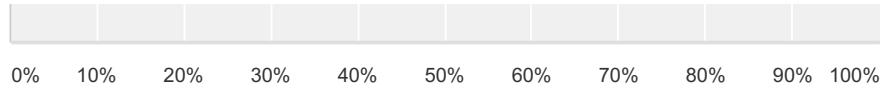
Q5 Please identify how often you feel welcome or comfortable in the following settings:

Answered: 128 Skipped: 4







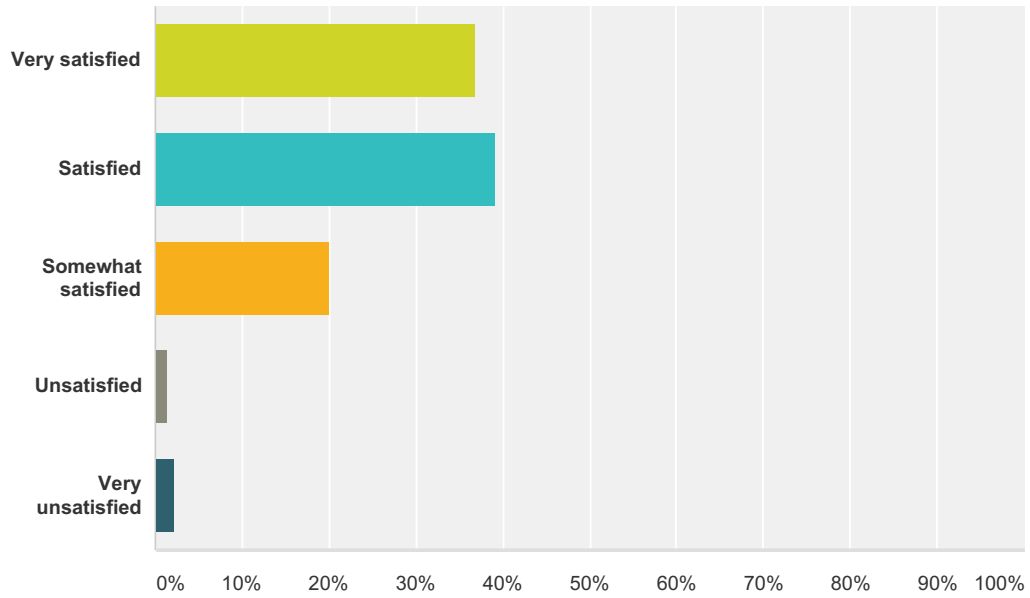


■ Always
 ■ Often
 ■ Sometimes
 ■ Never
 ■ Don't know/Not applicable

	Always	Often	Sometimes	Never	Don't know/Not applicable	Total
Parent-teacher conferences	48.82% 62	22.05% 28	5.51% 7	7.09% 9	16.54% 21	127
Staff development meetings	48.00% 60	26.40% 33	15.20% 19	4.80% 6	5.60% 7	125
School-sponsored activities	58.59% 75	17.19% 22	10.94% 14	8.59% 11	4.69% 6	128
Group-problem solving (GPS) or IEP meetings	44.53% 57	21.09% 27	10.16% 13	7.81% 10	16.41% 21	128
PTO-sponsored activities	50.39% 64	14.17% 18	11.81% 15	8.66% 11	14.96% 19	127
Teachers' Lounge	59.38% 76	17.19% 22	14.84% 19	7.81% 10	0.78% 1	128
School main office	77.34% 99	10.16% 13	3.13% 4	9.38% 12	0.00% 0	128
District Office	59.38% 76	17.97% 23	7.81% 10	9.38% 12	5.47% 7	128
Board of Education meetings	25.00% 32	8.59% 11	10.16% 13	5.47% 7	50.78% 65	128
D90 Community meetings	24.22% 31	10.94% 14	5.47% 7	7.03% 9	52.34% 67	128
Education association meetings	44.00% 55	12.80% 16	7.20% 9	5.60% 7	30.40% 38	125
D90 Volunteer activities	36.22% 46	14.96% 19	5.51% 7	8.66% 11	34.65% 44	127

Q6 How satisfied are you with the degree to which River Forest District 90 provides a culture of individuals who are sensitive, responsive, and inclusive of each other?

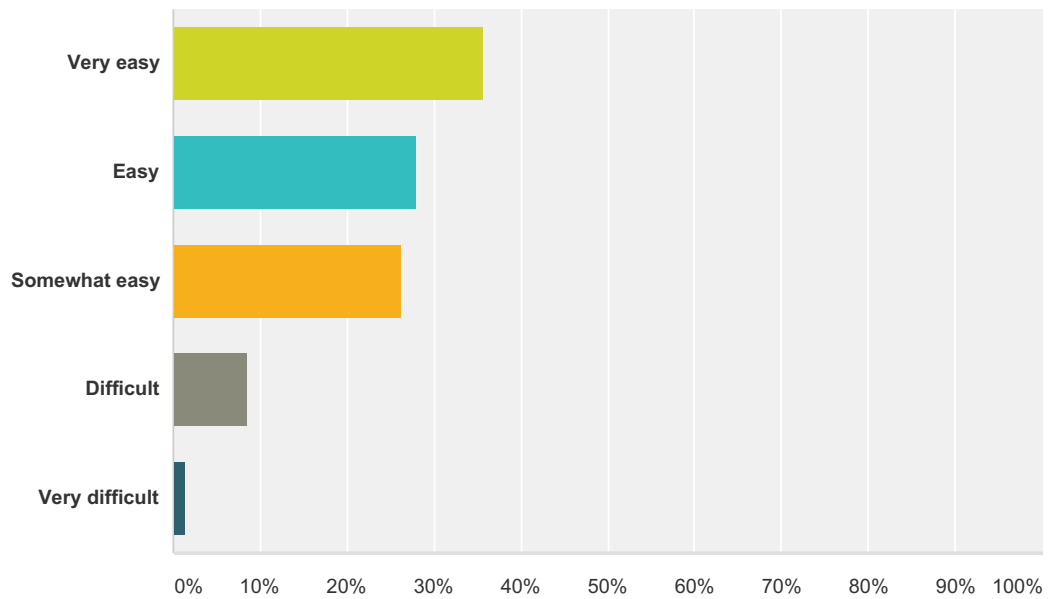
Answered: 130 Skipped: 2



Answer Choices	Responses	Count
Very satisfied	36.92%	48
Satisfied	39.23%	51
Somewhat satisfied	20.00%	26
Unsatisfied	1.54%	2
Very unsatisfied	2.31%	3
Total		130

Q7 In the River Forest District 90 community, how easy is it for you to make a connection with a colleague outside your work group or team?

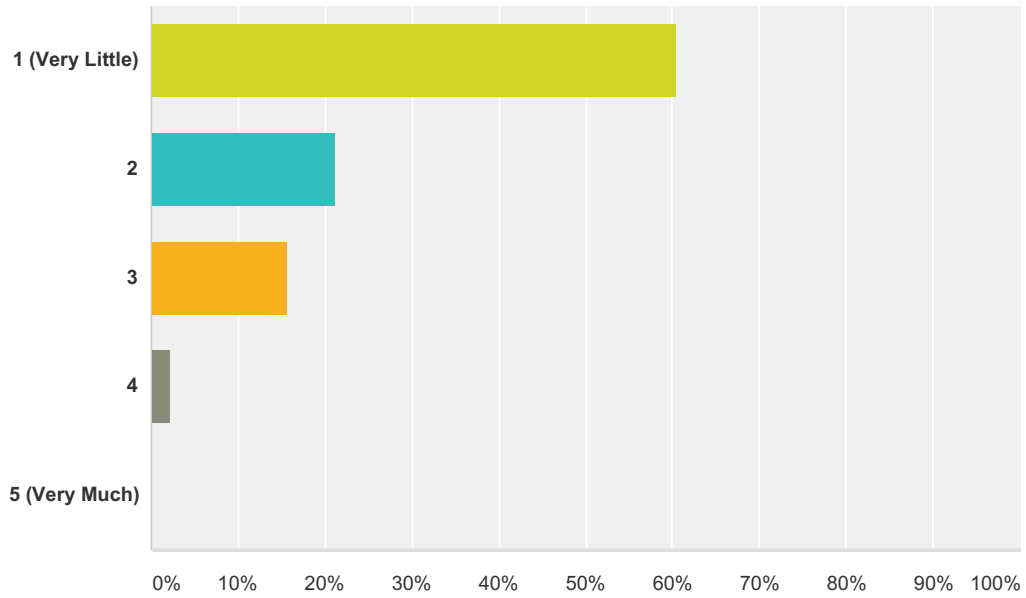
Answered: 129 Skipped: 3



Answer Choices	Responses	Count
Very easy	35.66%	46
Easy	27.91%	36
Somewhat easy	26.36%	34
Difficult	8.53%	11
Very difficult	1.55%	2
Total		129

Q8 To what extent have your students ever experienced discriminatory procedures, practices, or behaviors in River Forest District 90.

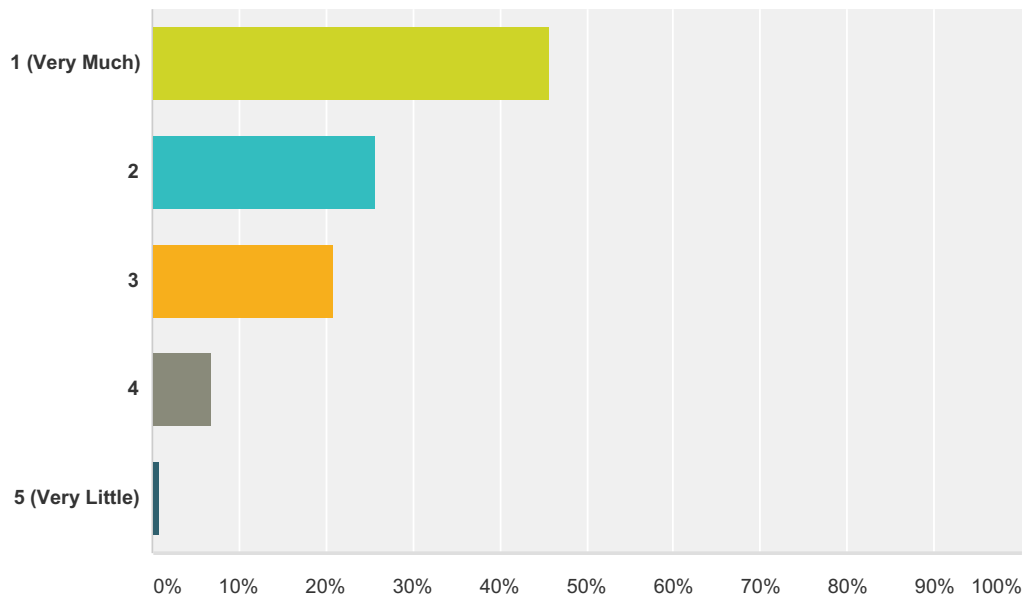
Answered: 127 Skipped: 5



Answer Choices	Responses	
1 (Very Little)	60.63%	77
2	21.26%	27
3	15.75%	20
4	2.36%	3
5 (Very Much)	0.00%	0
Total		127

Q9 Do you feel that River Forest District 90 holds inclusiveness in high regard?

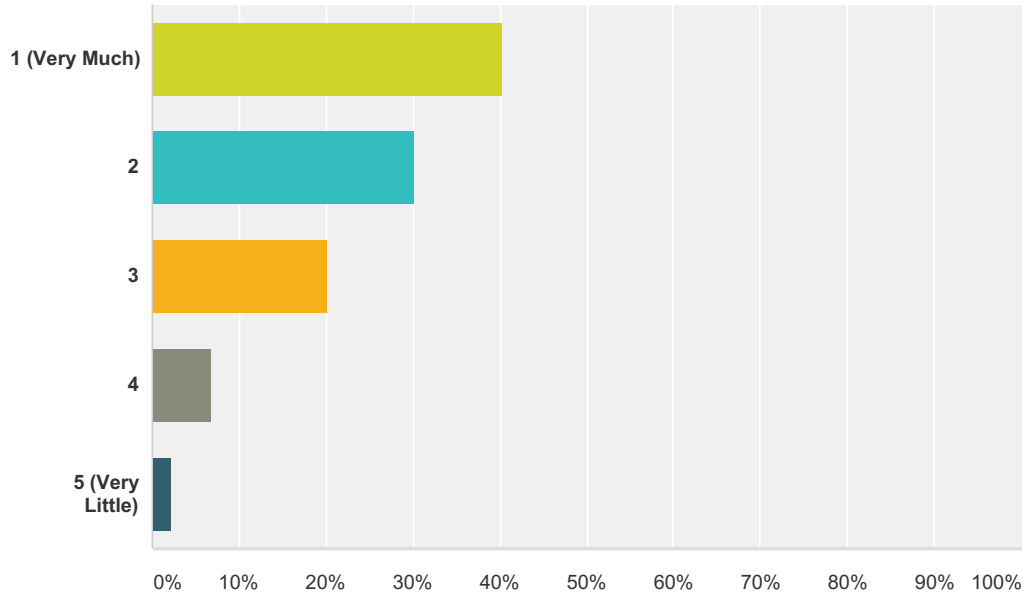
Answered: 129 Skipped: 3



Answer Choices	Responses
1 (Very Much)	45.74% 59
2	25.58% 33
3	20.93% 27
4	6.98% 9
5 (Very Little)	0.78% 1
Total	129

Q10 . . . models important life skills of awareness, self-reflection, sensitivity, and responsiveness to others?

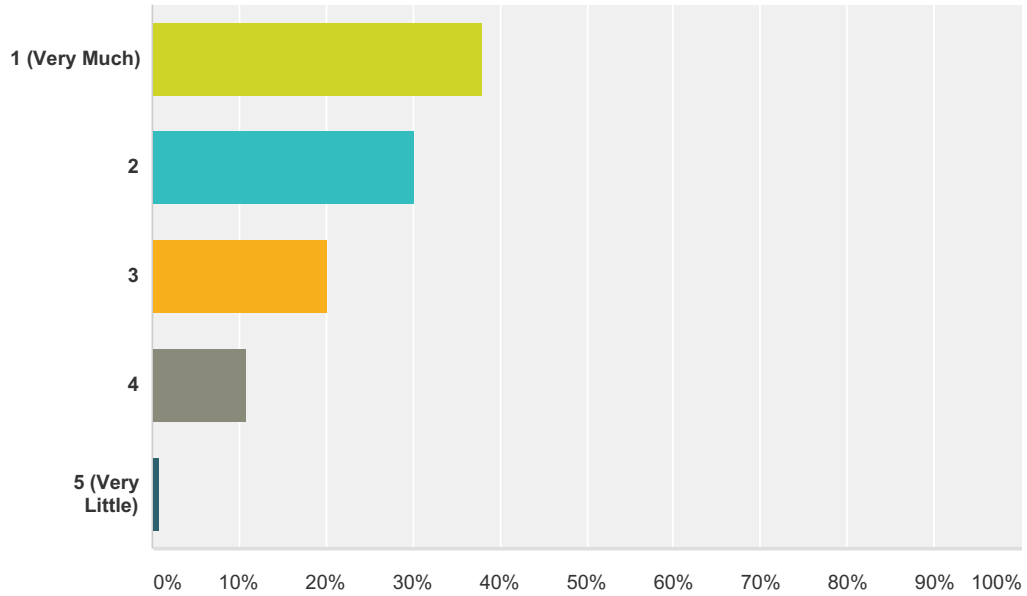
Answered: 129 Skipped: 3



Answer Choices	Responses	
1 (Very Much)	40.31%	52
2	30.23%	39
3	20.16%	26
4	6.98%	9
5 (Very Little)	2.33%	3
Total		129

Q11 . . . teaches important life skills of awareness, self-reflection, sensitivity, and responsiveness to others?

Answered: 129 Skipped: 3



Answer Choices	Responses
1 (Very Much)	37.98% 49
2	30.23% 39
3	20.16% 26
4	10.85% 14
5 (Very Little)	0.78% 1
Total	129

Q12 Please share any ways in which you believe that River Forest District 90 can be a more inclusive school community.

Answered: 22 Skipped: 110