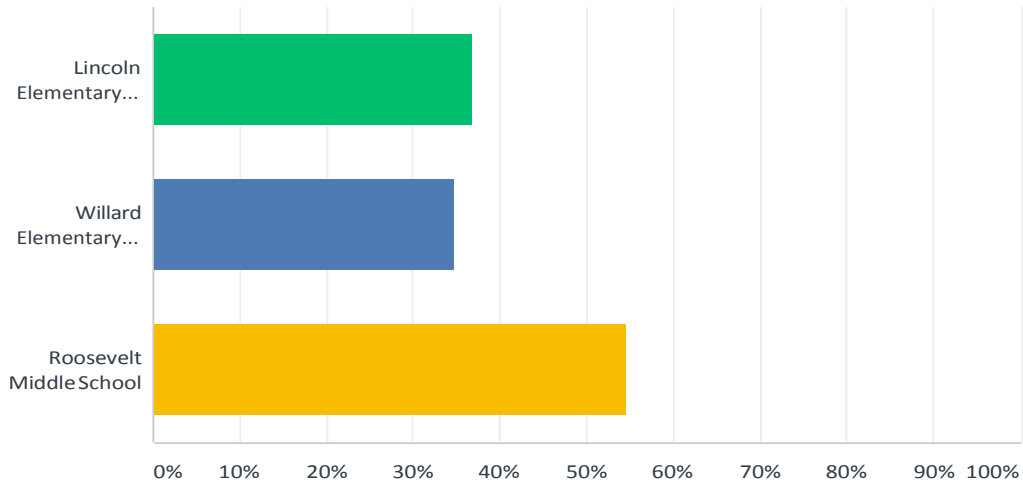


Q1 Please select the school that your child or children attend (please check all that apply).

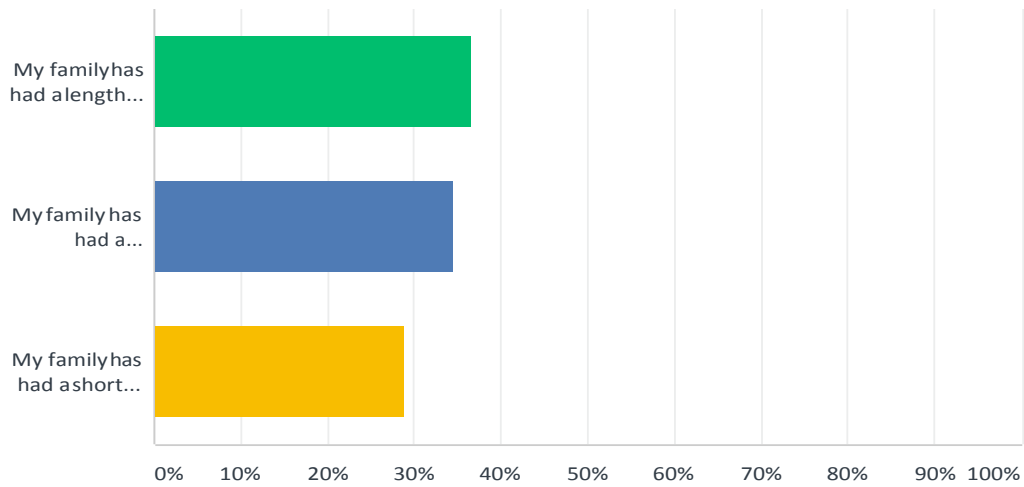
Answered: 277 Skipped: 2



ANSWER CHOICES	RESPONSES
Lincoln Elementary School	36.82% 102
Willard Elementary School	34.66% 96
Roosevelt Middle School	54.51% 151
Total Respondents: 277	

Q2 Which statement best describes your perceived experience with River Forest District 90 Schools?

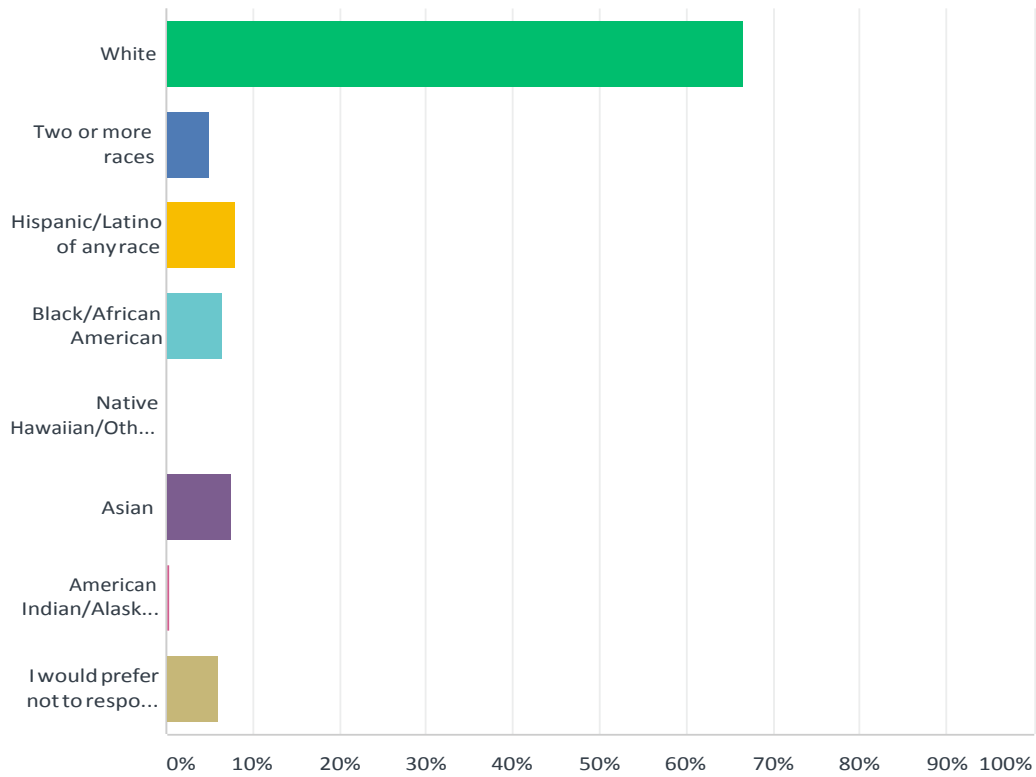
Answered: 278 Skipped: 1



ANSWER CHOICES	RESPONSES	
My family has had a lengthy relationship with District 90 schools	36.69%	102
My family has had a medium-length relationship with District 90 schools	34.53%	96
My family has had a short relationship with District 90 schools	28.78%	80
TOTAL		278

Q3 My race/ethnicity is:

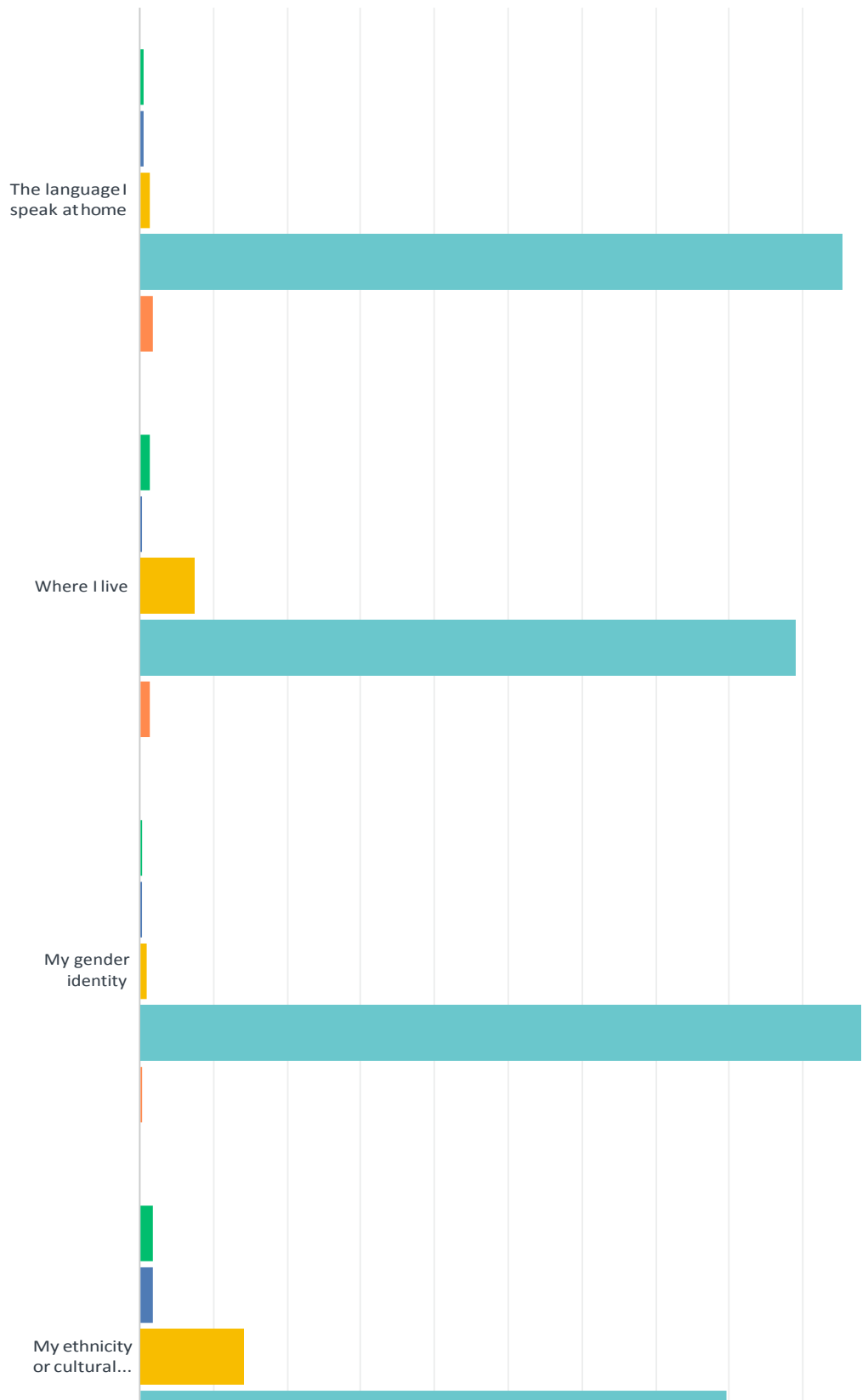
Answered: 278 Skipped: 1

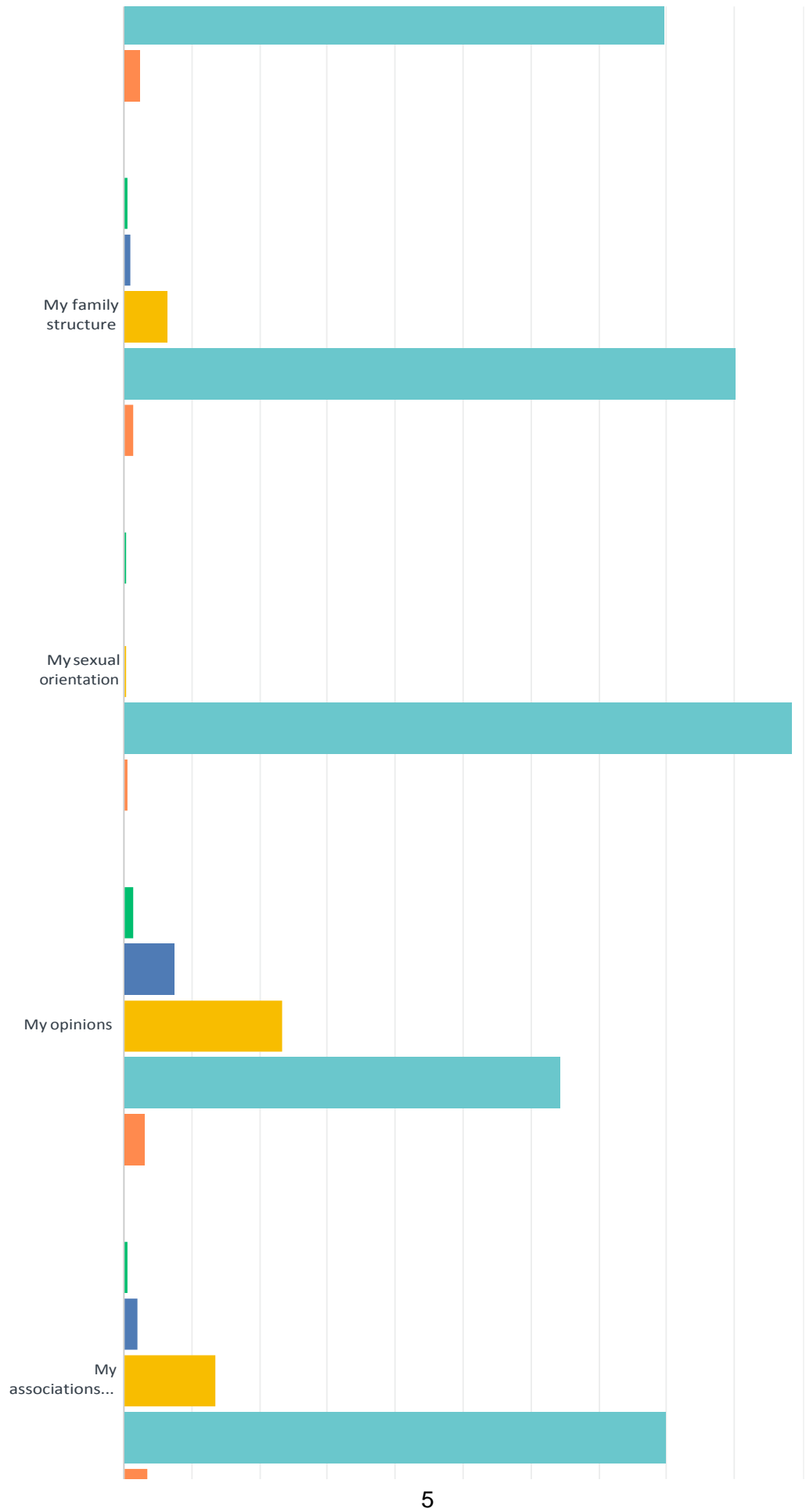


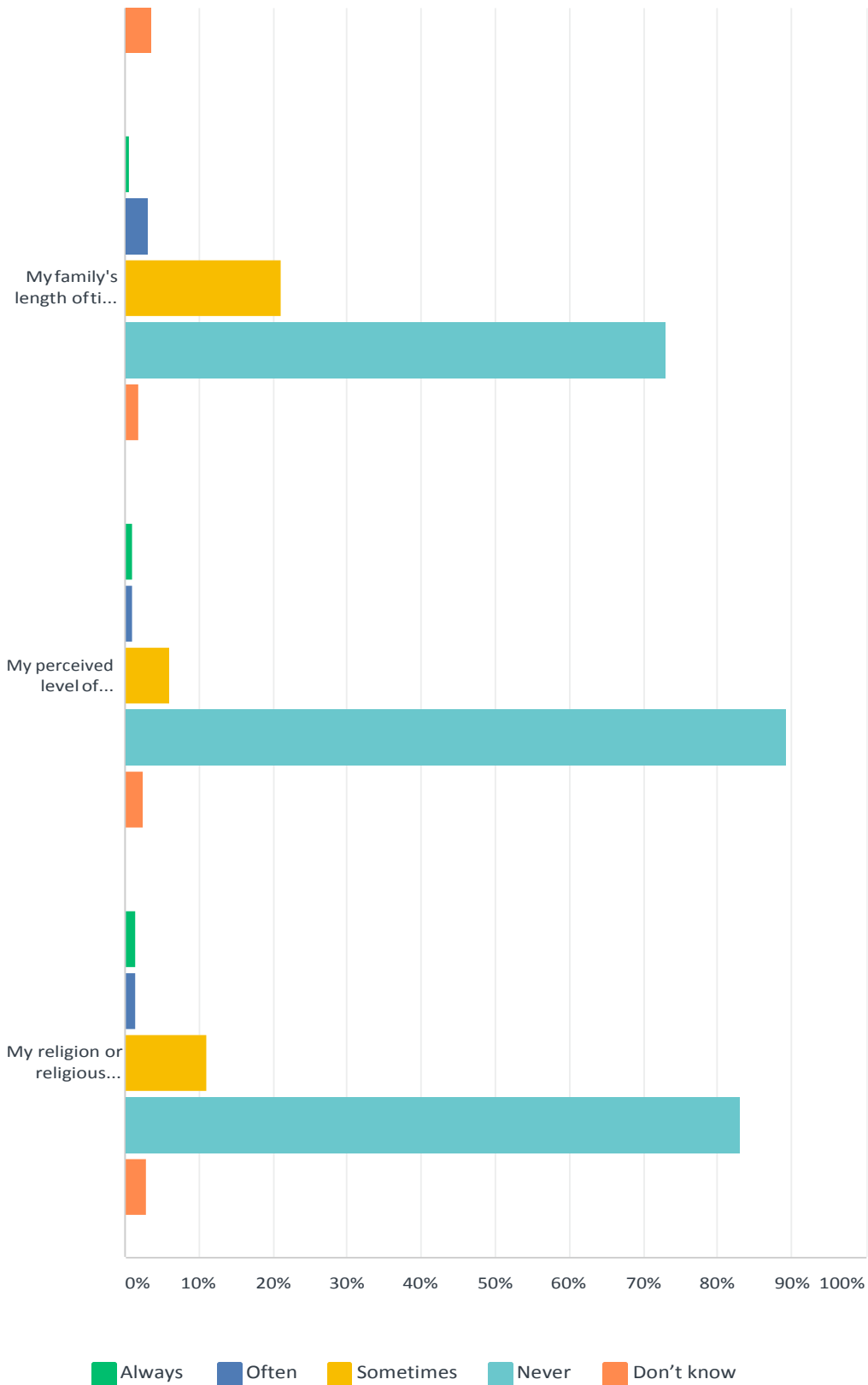
ANSWER CHOICES	RESPONSES	
White	66.55%	185
Two or more races	5.04%	14
Hispanic/Latino of any race	7.91%	22
Black/African American	6.47%	18
Native Hawaiian/Other Pacific Islander	0.00%	0
Asian	7.55%	21
American Indian/Alaska Native	0.36%	1
I would prefer not to respond to this question	6.12%	17
TOTAL		278

Q4 Do you ever feel unwelcome or uncomfortable in the school community because of any of the following?:

Answered: 279 Skipped: 0







	ALWAYS	OFTEN	SOMETIMES	NEVER	DON'T KNOW	TOTAL
The language I speak at home	0.72% 2	0.72% 2	1.44% 4	95.32% 265	1.80% 5	278
Where I live	1.44% 4	0.36% 1	7.55% 21	89.21% 248	1.44% 4	278

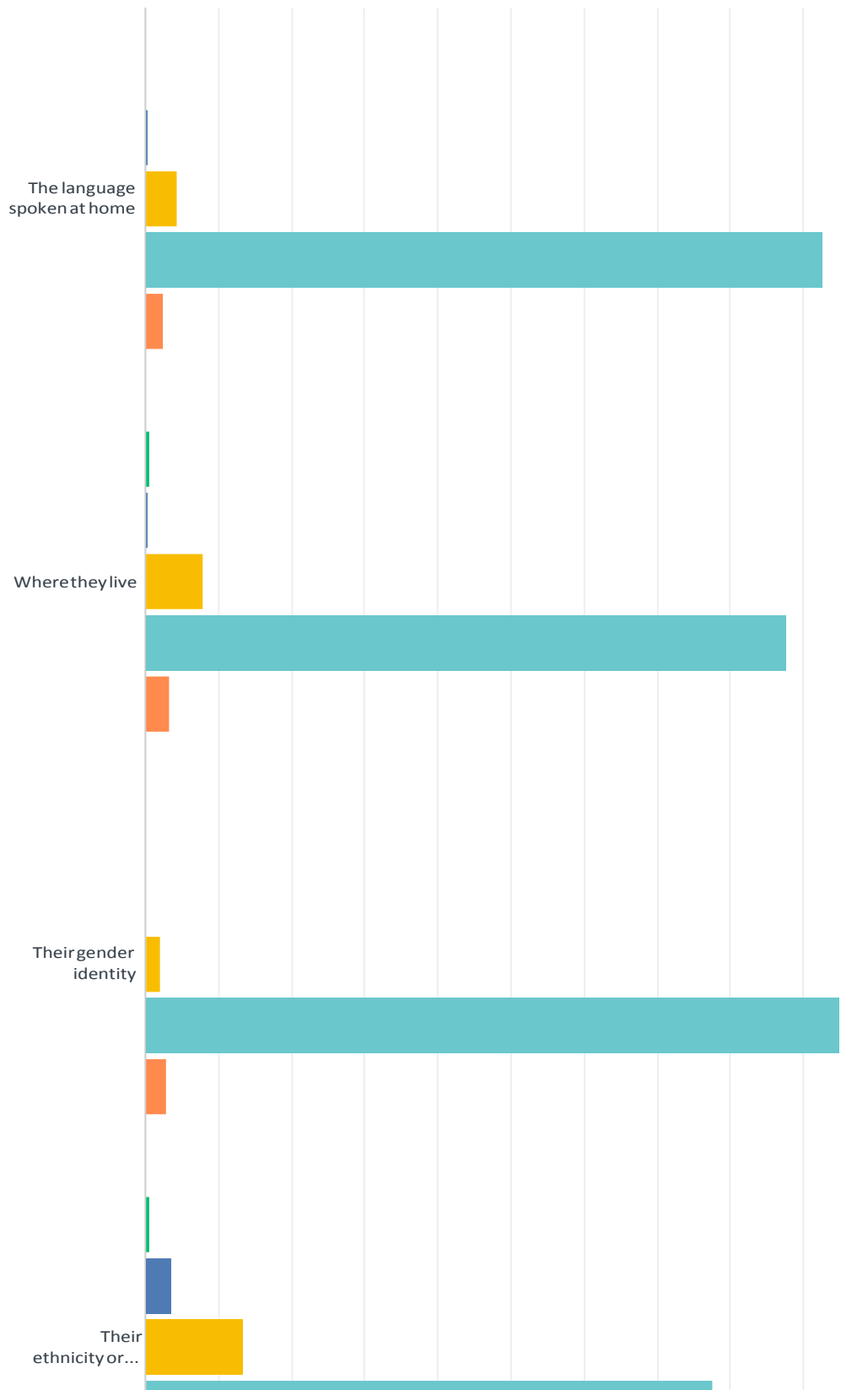
D90 Inclusiveness Perception Survey 2019: Parent/Family

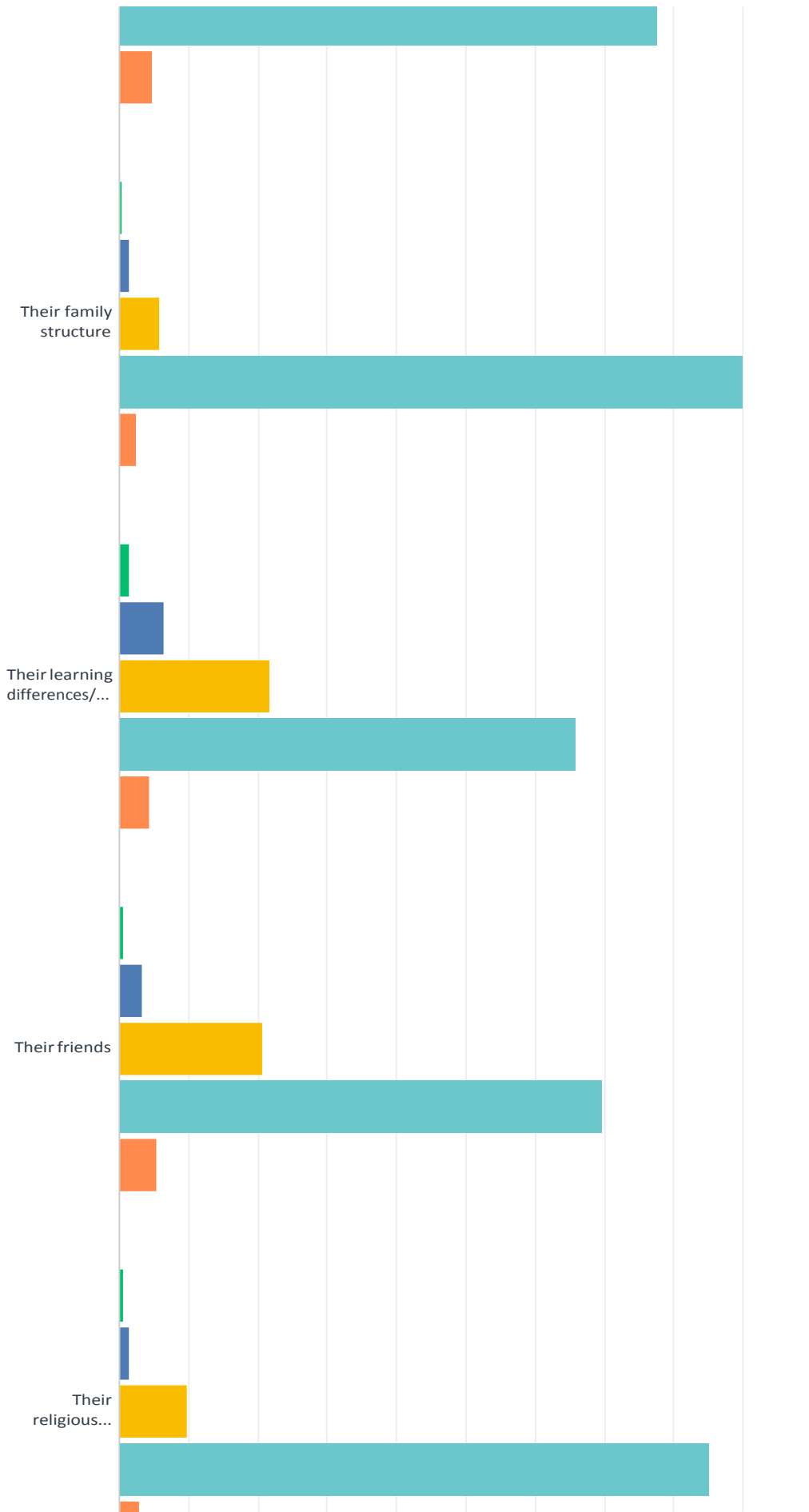
SurveyMonkey

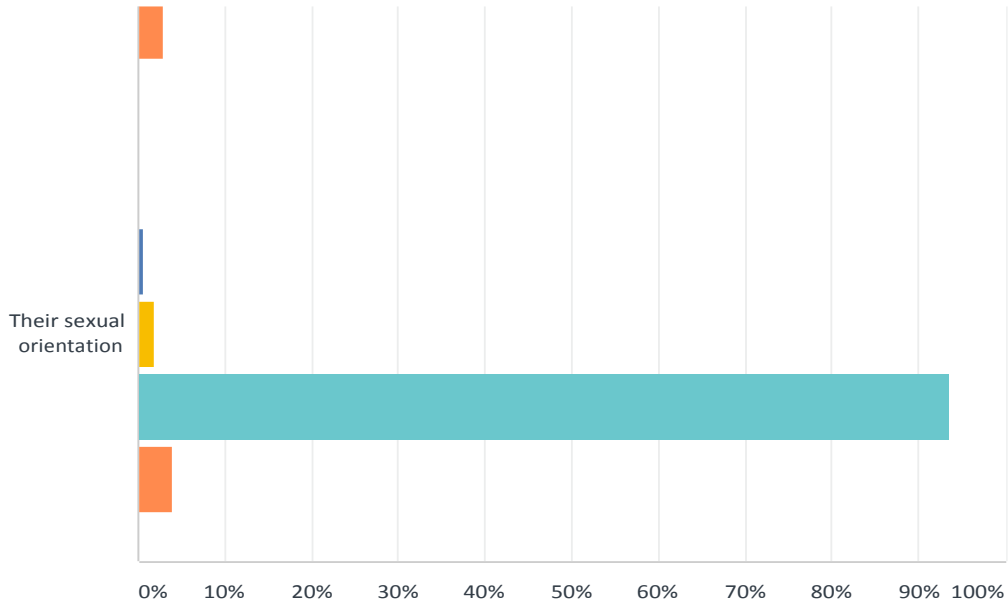
My gender identity	0.36% 1	0.36% 1	1.08% 3	97.84% 272	0.36% 1	278
My ethnicity or cultural background	1.81% 5	1.81% 5	14.13% 39	79.71% 220	2.54% 7	276
My family structure	0.72% 2	1.08% 3	6.50% 18	90.25% 250	1.44% 4	277
My sexual orientation	0.36% 1	0.00% 0	0.36% 1	98.56% 274	0.72% 2	278
My opinions	1.44% 4	7.55% 21	23.38% 65	64.39% 179	3.24% 9	278
My associations or affiliations	0.72% 2	2.16% 6	13.67% 38	79.86% 222	3.60% 10	278
My family's length of time in the community	0.72% 2	3.24% 9	21.22% 59	73.02% 203	1.80% 5	278
My perceived level of education	1.08% 3	1.08% 3	6.09% 17	89.25% 249	2.51% 7	279
My religion or religious beliefs	1.44% 4	1.44% 4	11.15% 31	83.09% 231	2.88% 8	278

Q5 Do you believe that your child or children feel unwelcome or uncomfortable at school because of any of the following?:

Answered: 276 Skipped: 3







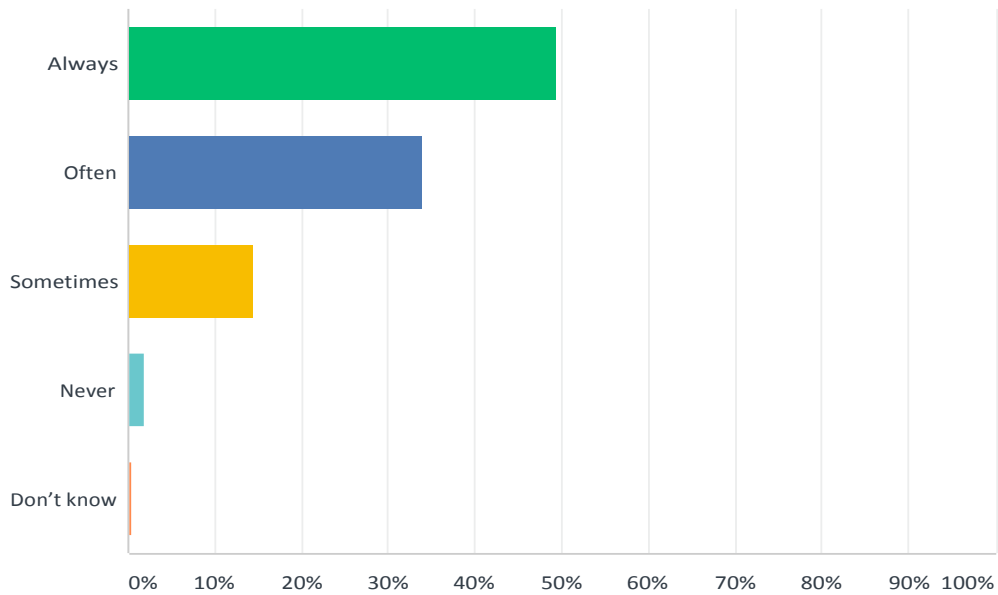
■ Always
 ■ Often
 ■ Sometimes
 ■ Never
 ■ Don't Know

	ALWAYS	OFTEN	SOMETIMES	NEVER	DON'T KNOW	TOTAL
The language spoken at home	0.00% 0	0.36% 1	4.35% 12	92.75% 256	2.54% 7	276
Where they live	0.72% 2	0.36% 1	7.97% 22	87.68% 242	3.26% 9	276
Their gender identity	0.00% 0	0.00% 0	2.17% 6	94.93% 262	2.90% 8	276
Their ethnicity or cultural background	0.72% 2	3.62% 10	13.41% 37	77.54% 214	4.71% 13	276
Their family structure	0.36% 1	1.45% 4	5.80% 16	89.86% 248	2.54% 7	276
Their learning differences/learning style	1.45% 4	6.52% 18	21.74% 60	65.94% 182	4.35% 12	276
Their friends	0.73% 2	3.28% 9	20.80% 57	69.71% 191	5.47% 15	274
Their religious beliefs	0.72% 2	1.45% 4	9.78% 27	85.14% 235	2.90% 8	276
Their sexual orientation	0.00% 0	0.72% 2	1.81% 5	93.48% 258	3.99% 11	276

#	OTHER (PLEASE SPECIFY)	DATE
---	------------------------	------

Q6 Do you think your child or children are accepted for who they are in the District 90 community?

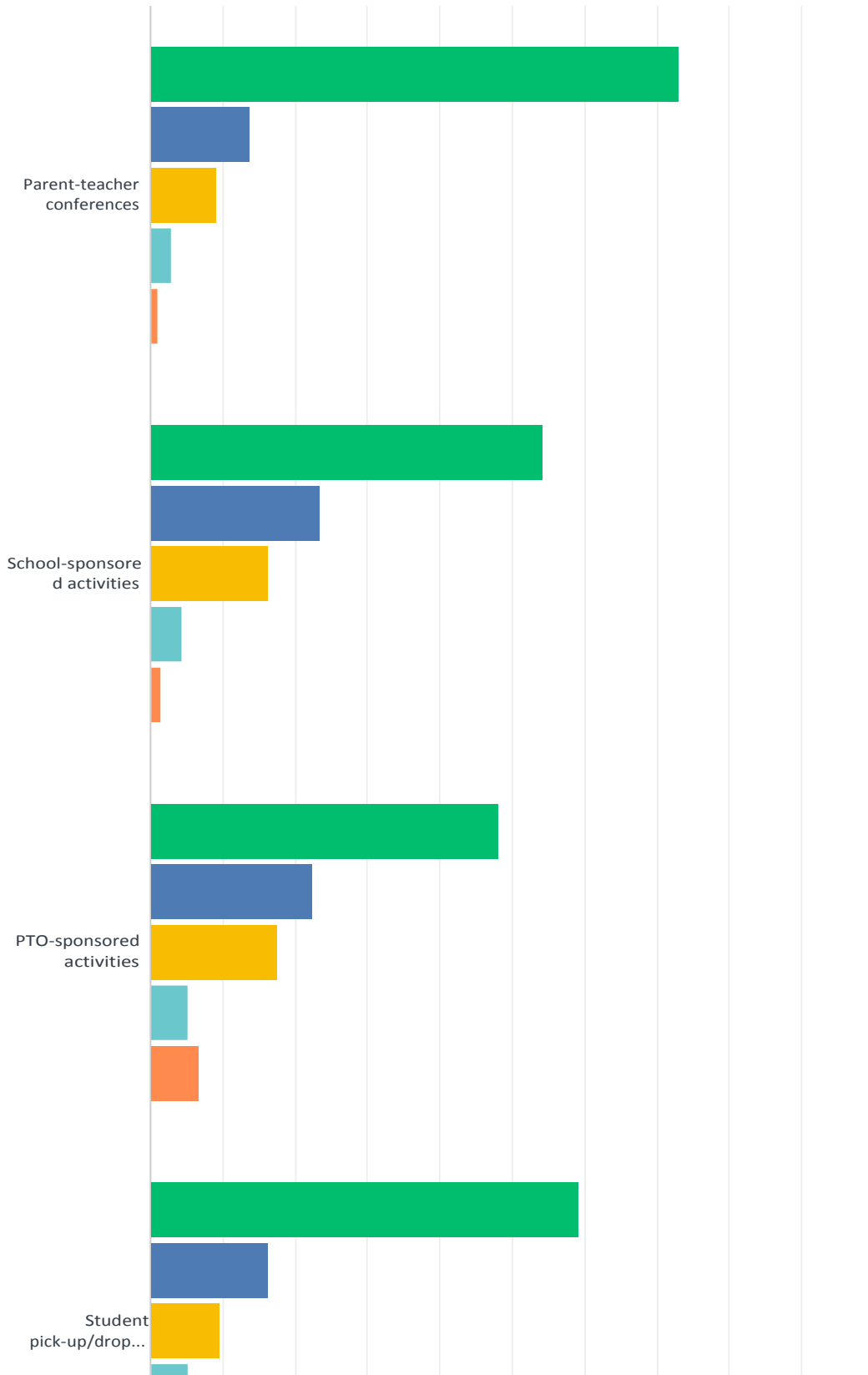
Answered: 271 Skipped: 8

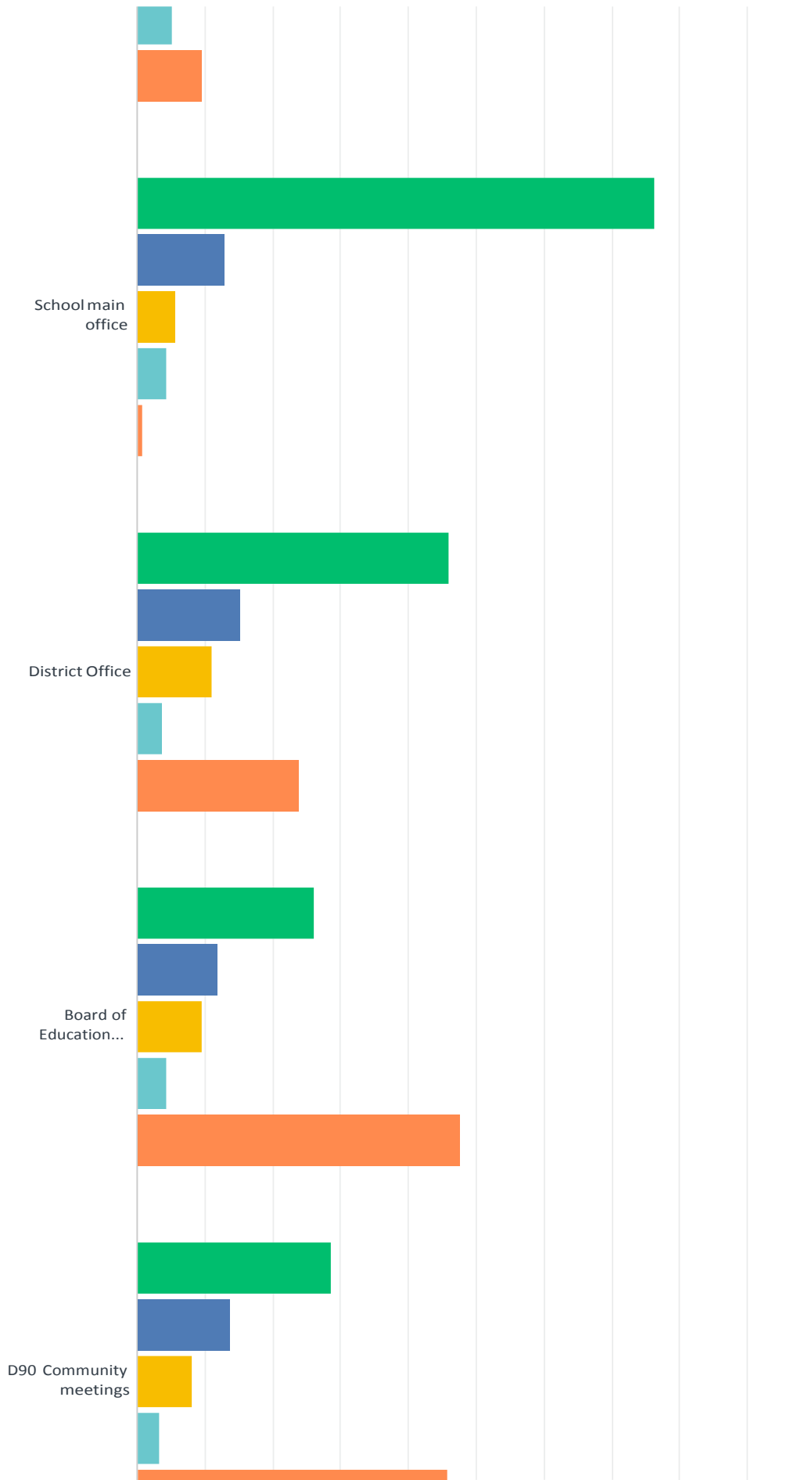


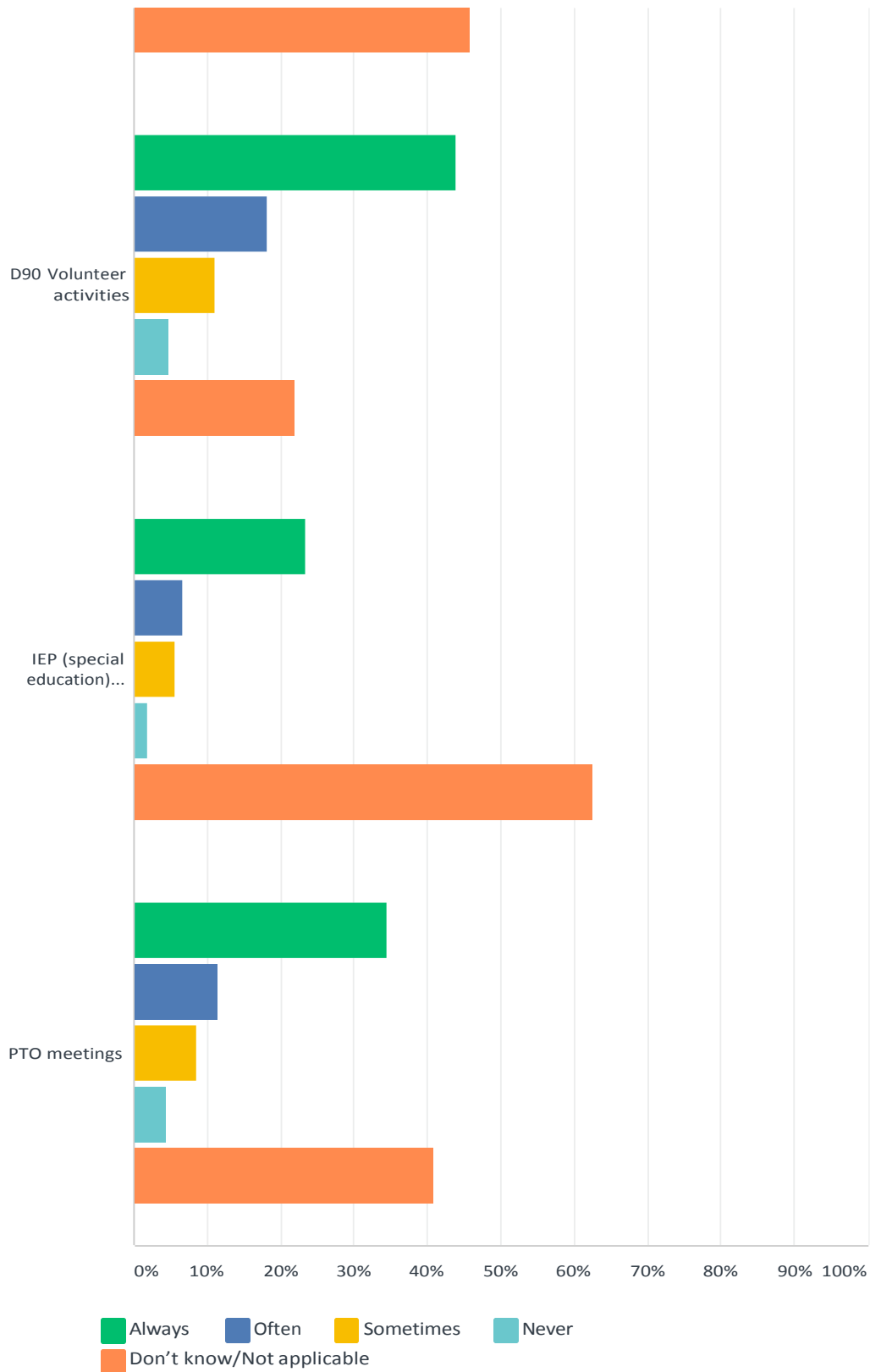
ANSWER CHOICES	RESPONSES	
Always	49.45%	134
Often	33.95%	92
Sometimes	14.39%	39
Never	1.85%	5
Don't know	0.37%	1
TOTAL		271

Q7 Please identify how often you feel welcome or comfortable in the following settings:

Answered: 270 Skipped: 9







	ALWAYS	OFTEN	SOMETIMES	NEVER	DON'T KNOW/NOT APPLICABLE	TOTAL
Parent-teacher conferences	72.96% 197	13.70% 37	9.26% 25	2.96% 8	1.11% 3	270
School-sponsored activities	54.10% 145	23.51% 63	16.42% 44	4.48% 12	1.49% 4	268

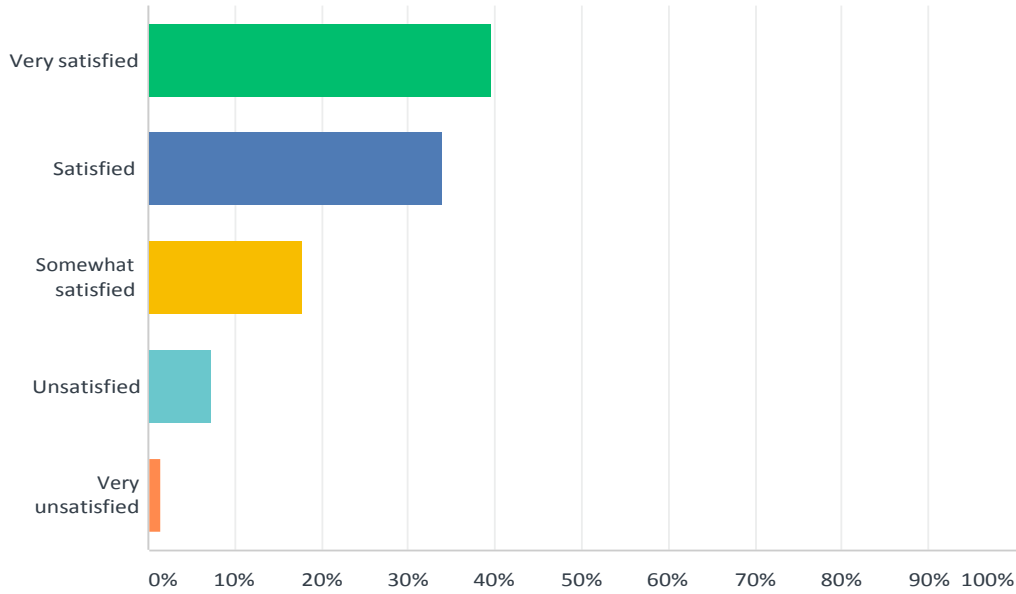
D90 Inclusiveness Perception Survey 2019: Parent/Family

SurveyMonkey

PTO-sponsored activities	48.13% 129	22.39% 60	17.54% 47	5.22% 14	6.72% 18	268
Student pick-up/drop-off	59.11% 159	16.36% 44	9.67% 26	5.20% 14	9.67% 26	269
School main office	76.30% 206	12.96% 35	5.56% 15	4.44% 12	0.74% 2	270
District Office	46.10% 124	15.24% 41	11.15% 30	3.72% 10	23.79% 64	269
Board of Education meetings	26.12% 70	11.94% 32	9.70% 26	4.48% 12	47.76% 128	268
D90 Community meetings	28.73% 77	13.81% 37	8.21% 22	3.36% 9	45.90% 123	268
D90 Volunteer activities	43.87% 118	18.22% 49	11.15% 30	4.83% 13	21.93% 59	269
IEP (special education) meetings	23.33% 63	6.67% 18	5.56% 15	1.85% 5	62.59% 169	270
PTO meetings	34.57% 93	11.52% 31	8.55% 23	4.46% 12	40.89% 110	269

Q8 How satisfied are you with the degree to which River Forest District 90 provides a culture of individuals who are sensitive, responsive, and inclusive of each other?

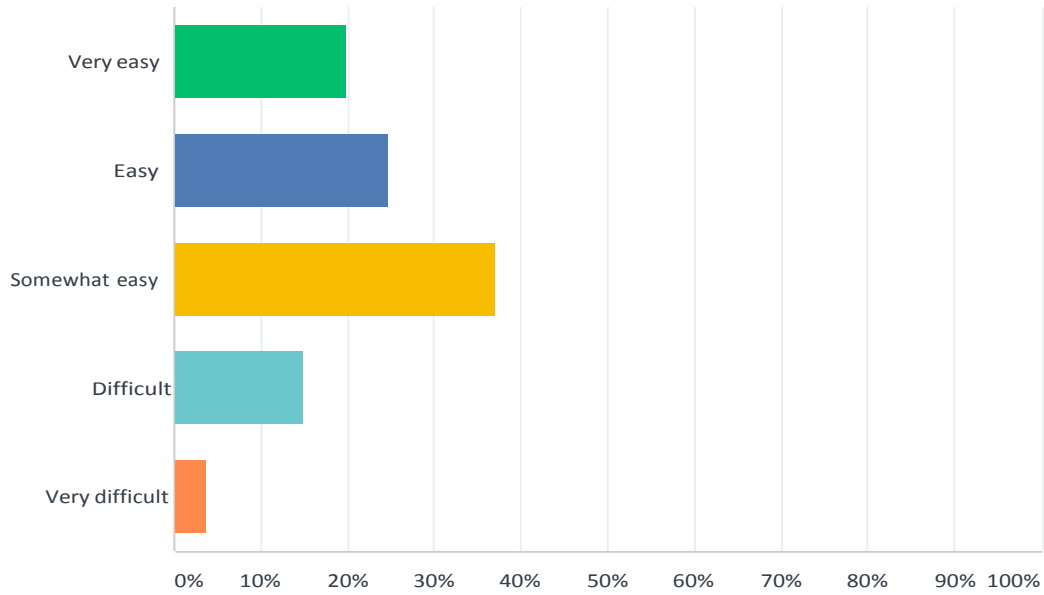
Answered: 271 Skipped: 8



ANSWER CHOICES	RESPONSES	
Very satisfied	39.48%	107
Satisfied	33.95%	92
Somewhat satisfied	17.71%	48
Unsatisfied	7.38%	20
Very unsatisfied	1.48%	4
TOTAL		271

Q9 In the District 90 community, how easy is it for your child to make friends with someone from outside their typical group of friends?

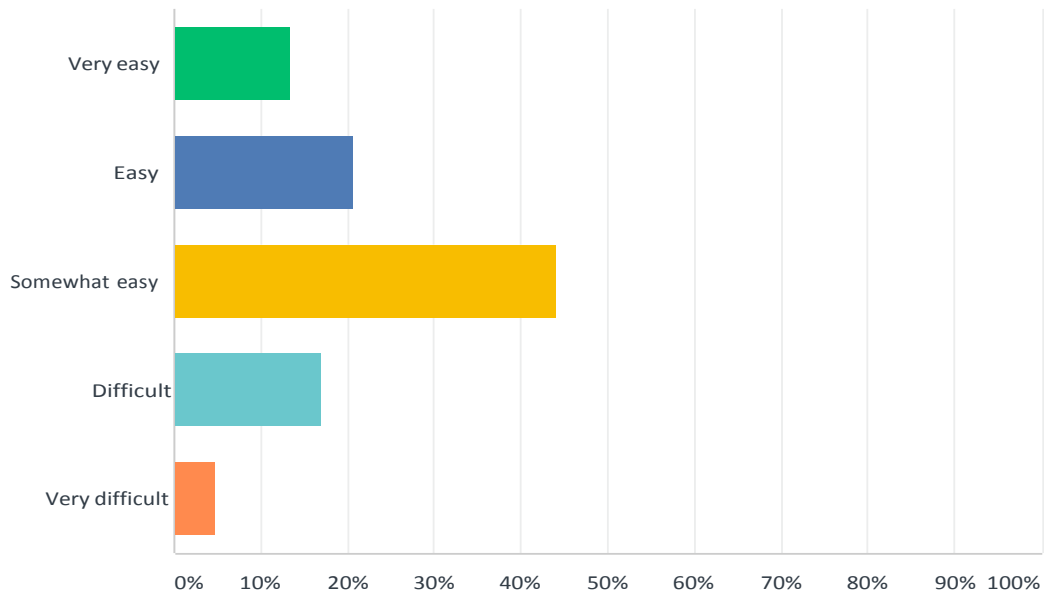
Answered: 268 Skipped: 11



ANSWER CHOICES	RESPONSES	
Very easy	19.78%	53
Easy	24.63%	66
Somewhat easy	36.94%	99
Difficult	14.93%	40
Very difficult	3.73%	10
TOTAL		268

Q10 In the District 90 community, how easy is it for you to make a social connection with another adult outside your typical social circle?

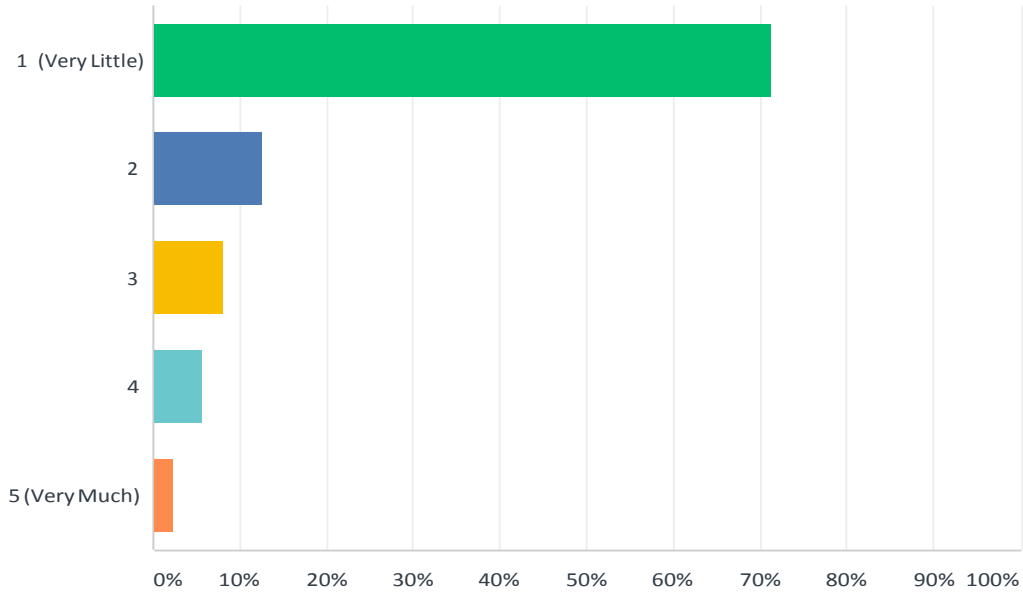
Answered: 270 Skipped: 9



ANSWER CHOICES	RESPONSES	
Very easy	13.33%	36
Easy	20.74%	56
Somewhat easy	44.07%	119
Difficult	17.04%	46
Very difficult	4.81%	13
TOTAL		270

Q11 To what extent have you or your children ever experienced discriminatory procedures, practices, or behaviors in River Forest District 90?

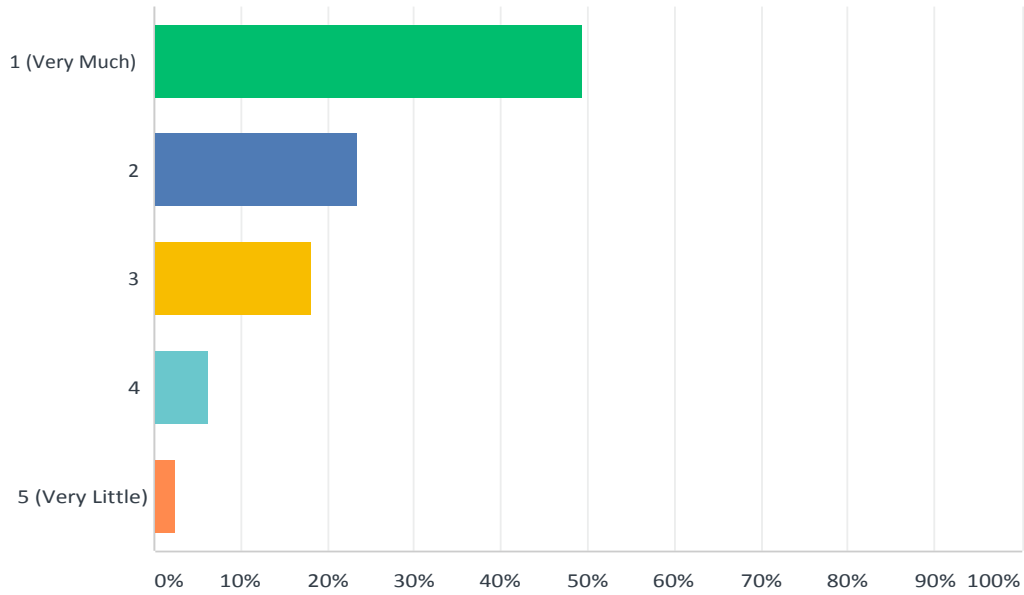
Answered: 269 Skipped: 10



ANSWER CHOICES	RESPONSES	
1 (Very Little)	71.38%	192
2	12.64%	34
3	8.18%	22
4	5.58%	15
5 (Very Much)	2.23%	6
TOTAL		269

Q12 Do you feel that River Forest District 90 holds inclusiveness in high regard?

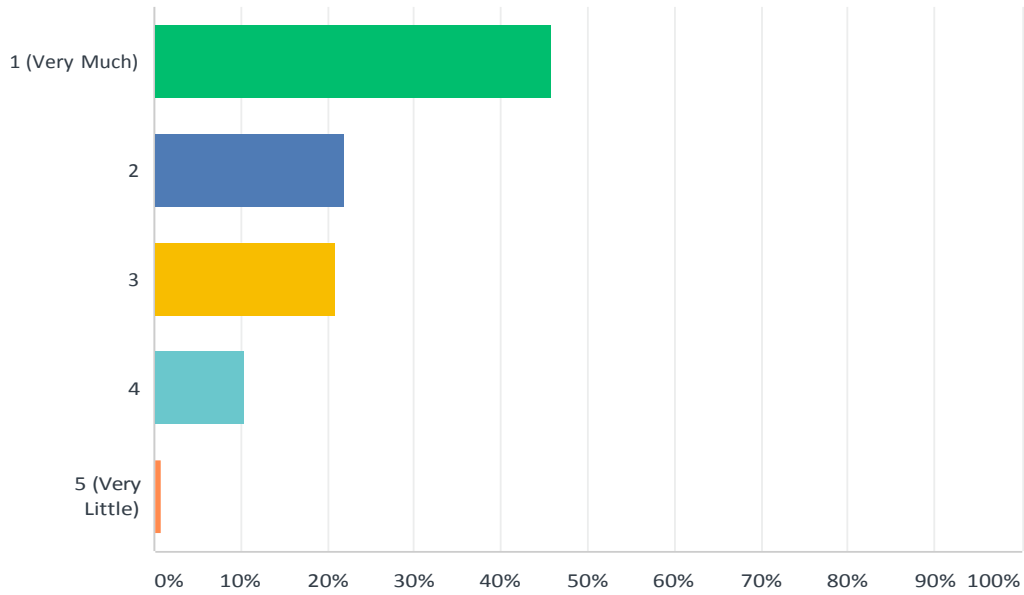
Answered: 269 Skipped: 10



ANSWER CHOICES	RESPONSES	
1 (Very Much)	49.44%	133
2	23.42%	63
3	18.22%	49
4	6.32%	17
5 (Very Little)	2.60%	7
TOTAL		269

Q13 . . . models important life skills of awareness, self-reflection, sensitivity, and responsiveness to others?

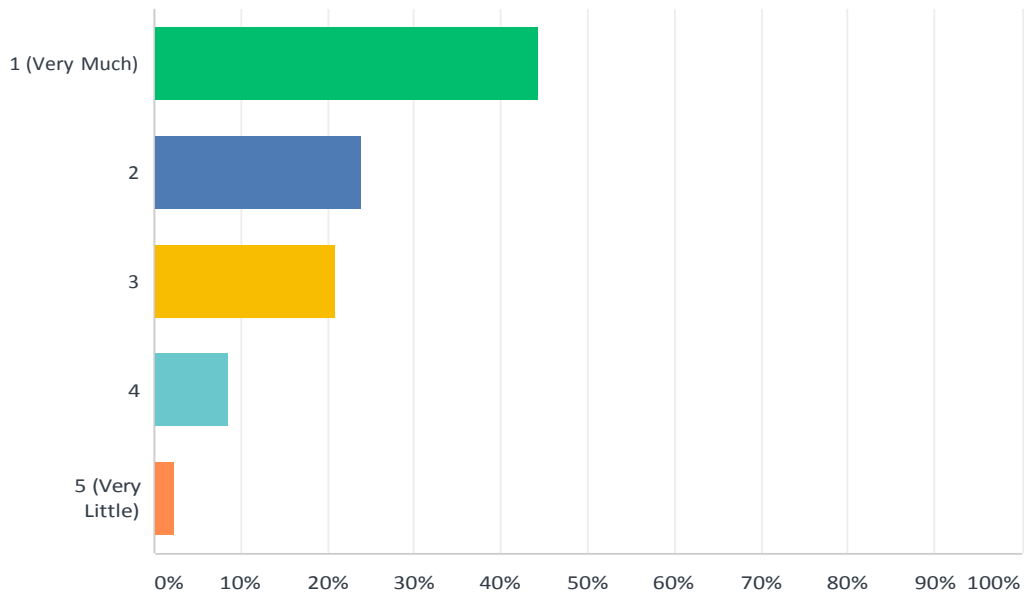
Answered: 268 Skipped: 11



ANSWER CHOICES	RESPONSES	
1 (Very Much)	45.90%	123
2	22.01%	59
3	20.90%	56
4	10.45%	28
5 (Very Little)	0.75%	2
TOTAL		268

Q14 . . . teaches important life skills of awareness, self-reflection, sensitivity, and responsiveness to others?

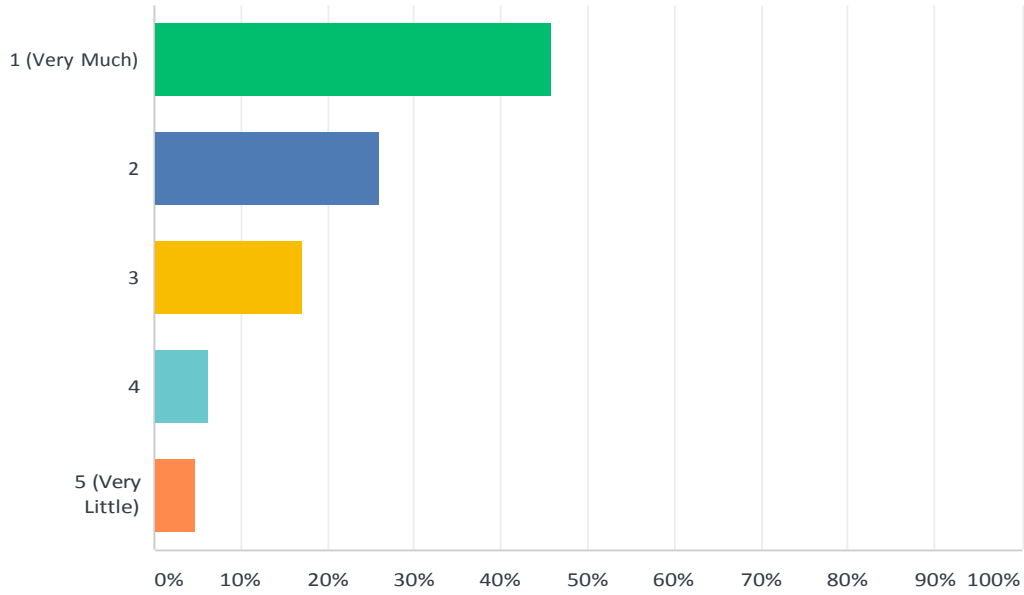
Answered: 268 Skipped: 11



ANSWER CHOICES	RESPONSES	
1 (Very Much)	44.40%	119
2	23.88%	64
3	20.90%	56
4	8.58%	23
5 (Very Little)	2.24%	6
TOTAL		268

Q15 . . . holds high expectations for all students?

Answered: 269 Skipped: 10



ANSWER CHOICES	RESPONSES	
1 (Very Much)	45.72%	123
2	26.02%	70
3	17.10%	46
4	6.32%	17
5 (Very Little)	4.83%	13
TOTAL		269