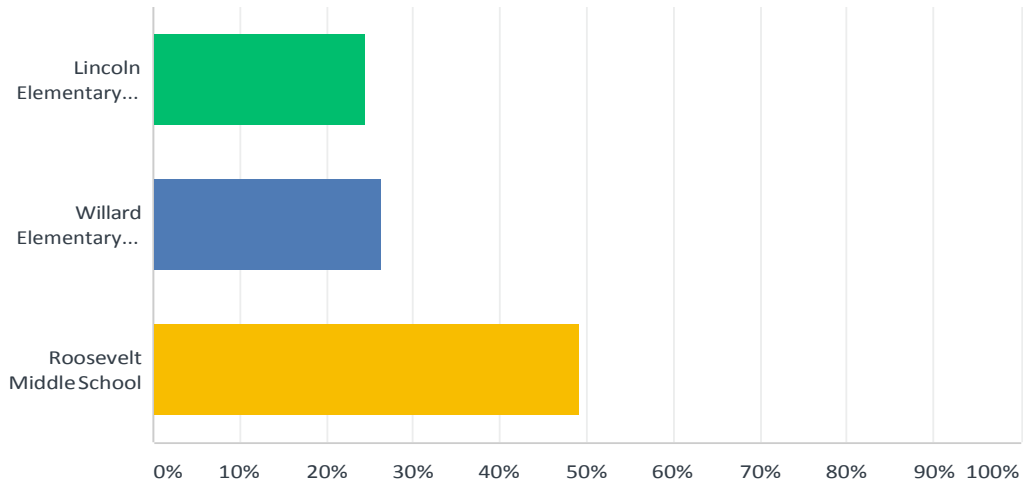


Q1 Please select the primary location where you work (please select one).

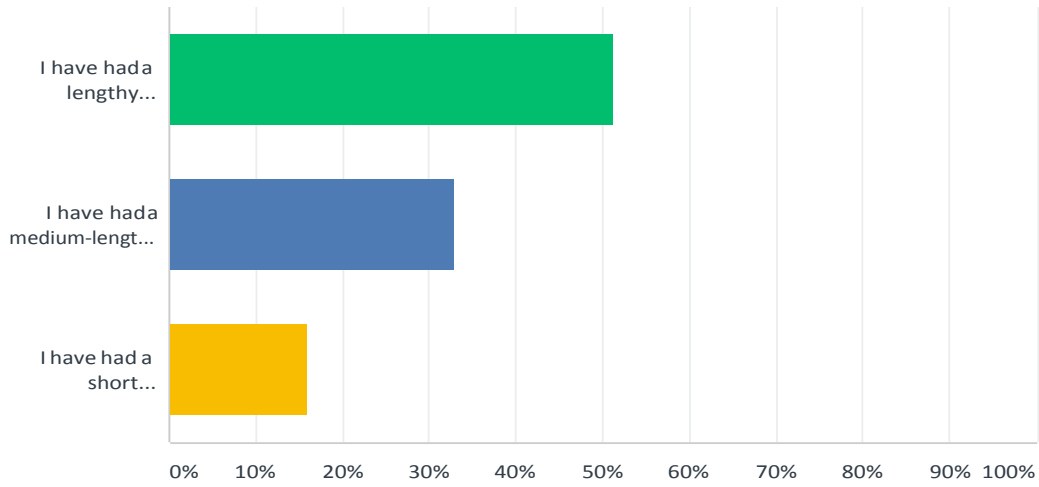
Answered: 118 Skipped: 1



ANSWER CHOICES	RESPONSES	
Lincoln Elementary School	24.58%	29
Willard Elementary School	26.27%	31
Roosevelt Middle School	49.15%	58
TOTAL		118

Q2 Which statement best describes your perceived experience with River Forest District 90 Schools?

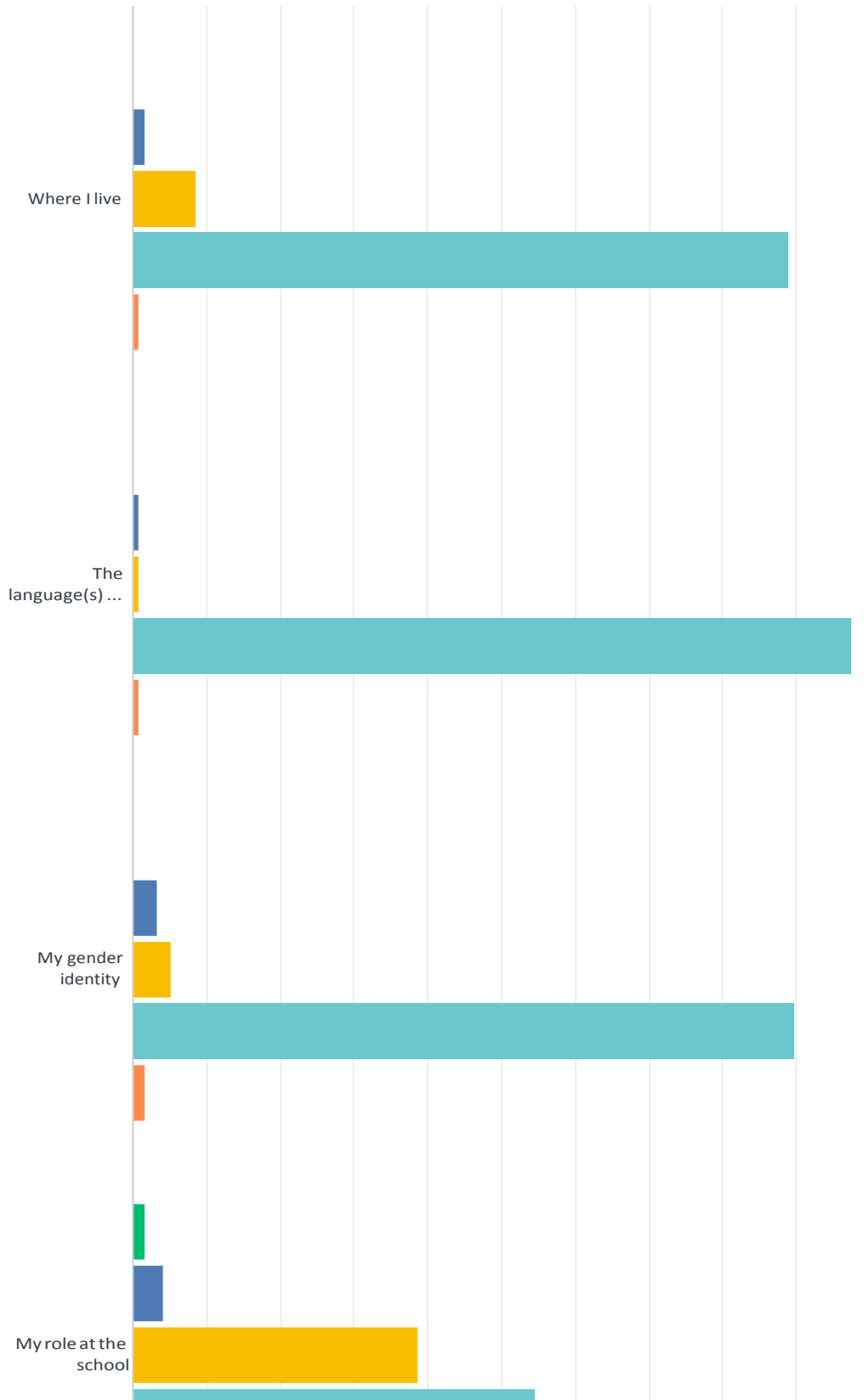
Answered: 119 Skipped: 0

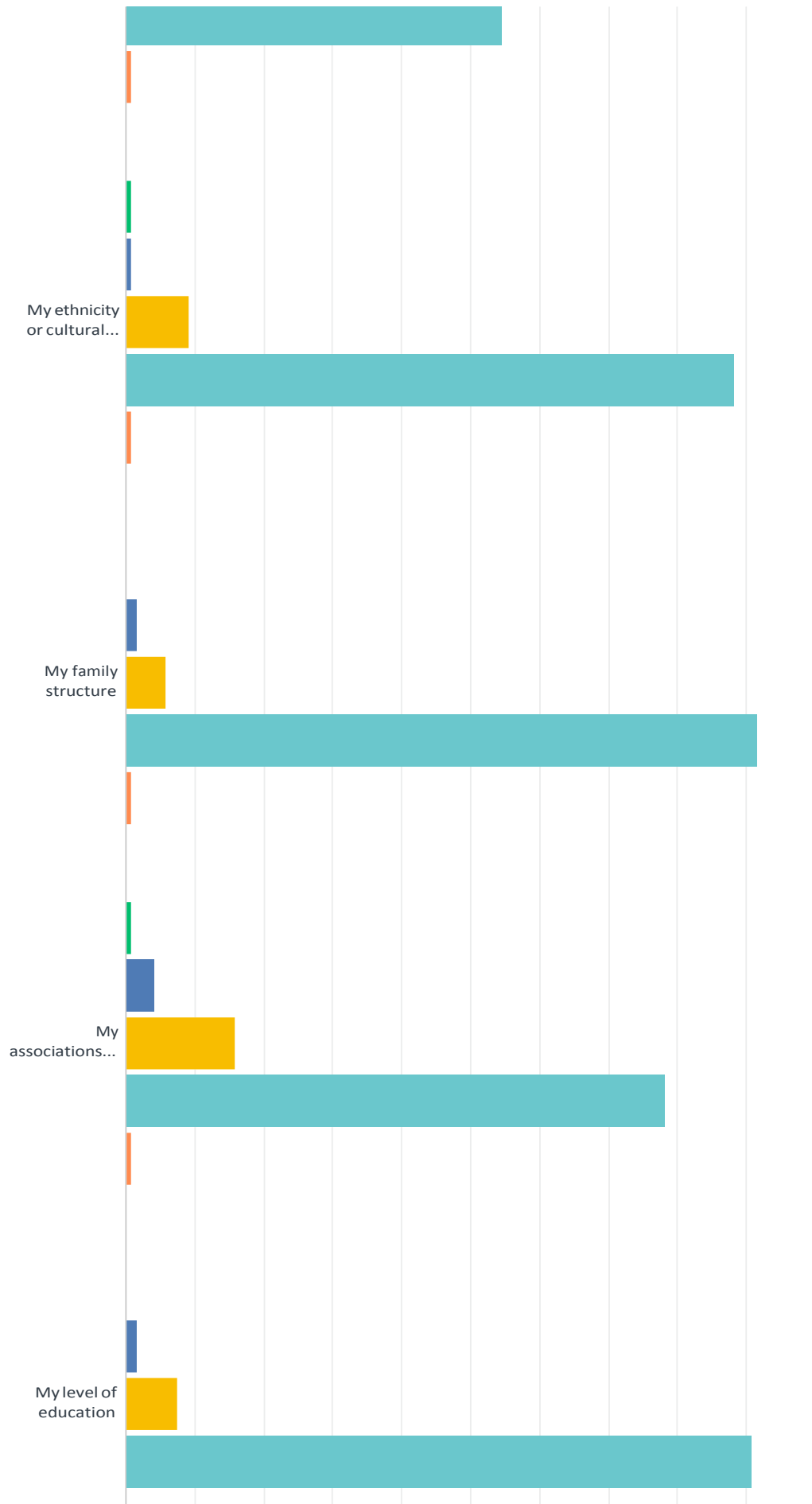


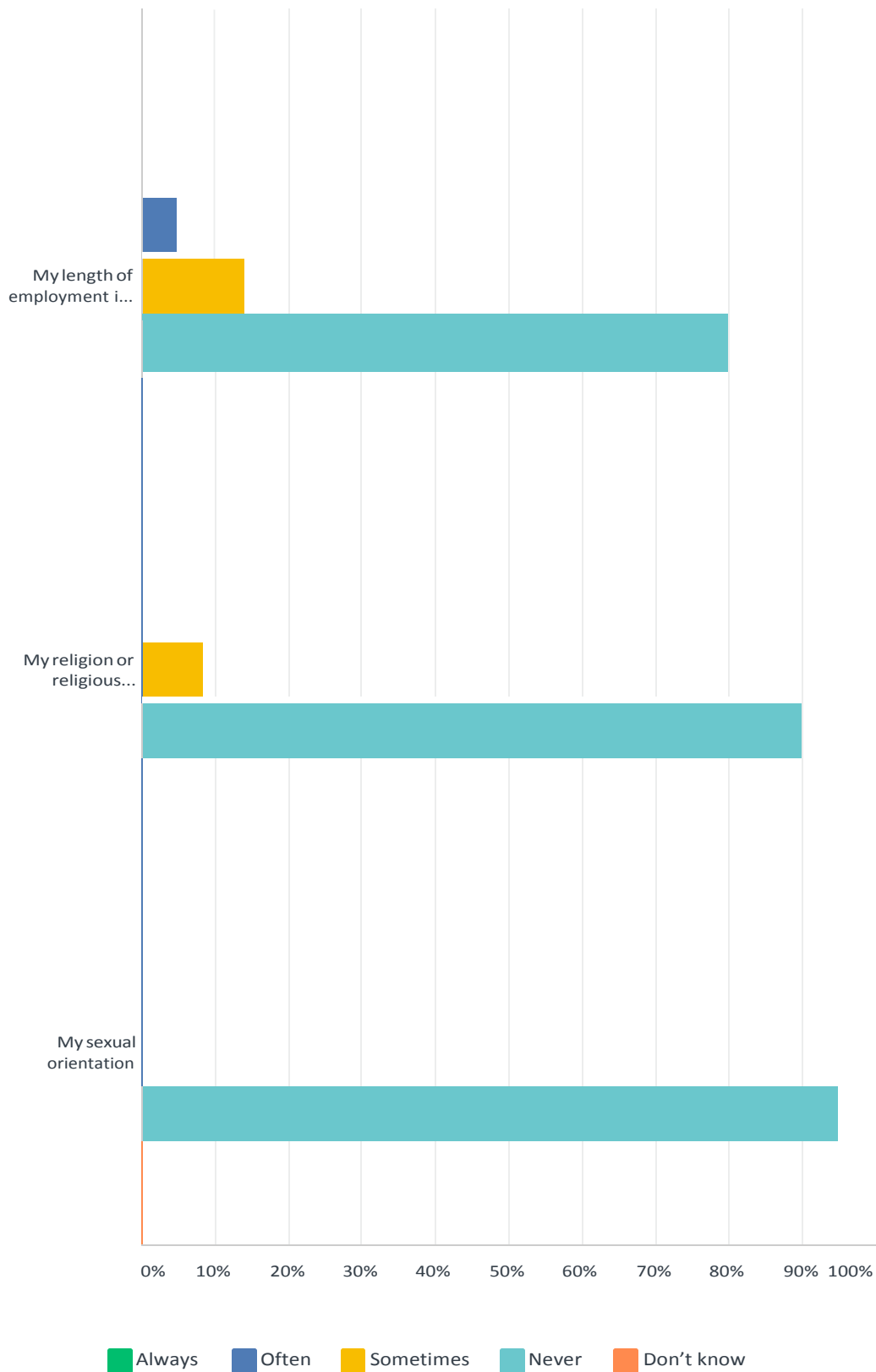
ANSWER CHOICES	RESPONSES	
I have had a lengthy relationship with District 90 schools	51.26%	61
I have had a medium-length relationship with District 90 schools	32.77%	39
I have had a short relationship with District 90 schools	15.97%	19
TOTAL		119

Q3 Do you ever feel unwelcome or uncomfortable in the school community because of any of the following?:

Answered: 119 Skipped: 0







	ALWAYS	OFTEN	SOMETIMES	NEVER	DON'T KNOW	TOTAL
Where I live	0.00% 0	1.69% 2	8.47% 10	88.98% 105	0.85% 1	118
The language(s) I speak	0.00% 0	0.84% 1	0.84% 1	97.48% 116	0.84% 1	119

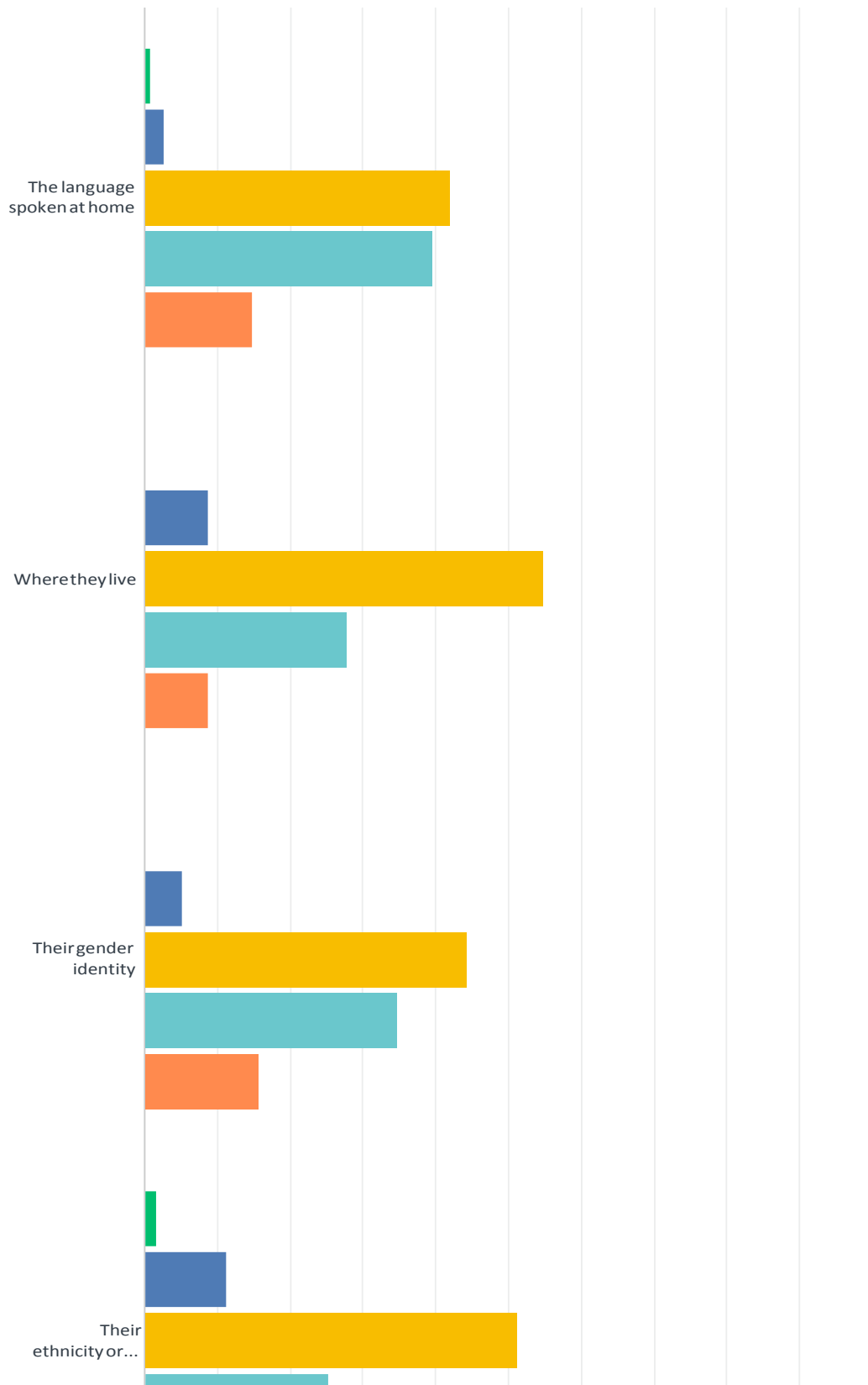
D90 Inclusiveness Perception Survey 2019: Staff

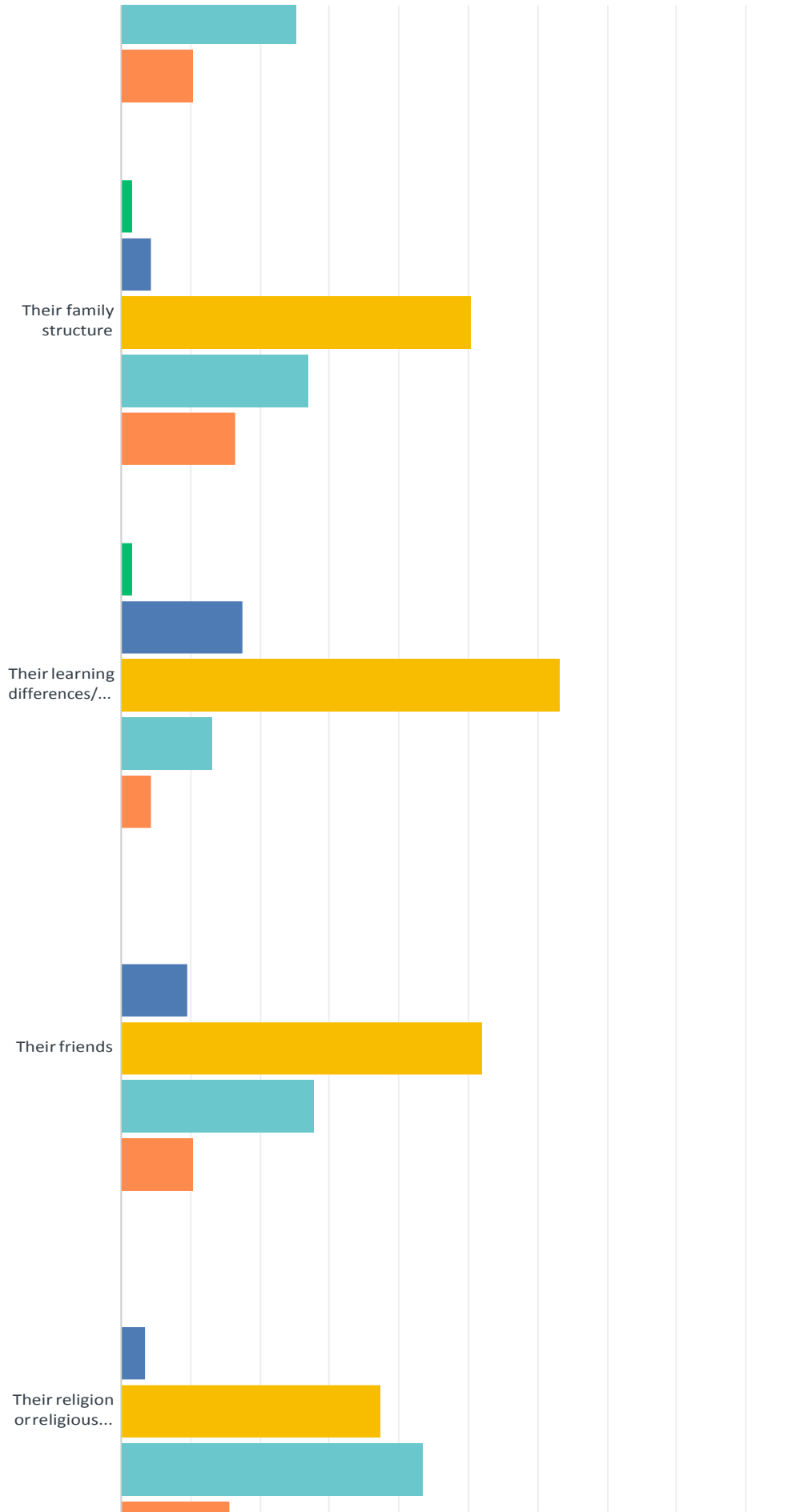
SurveyMonkey

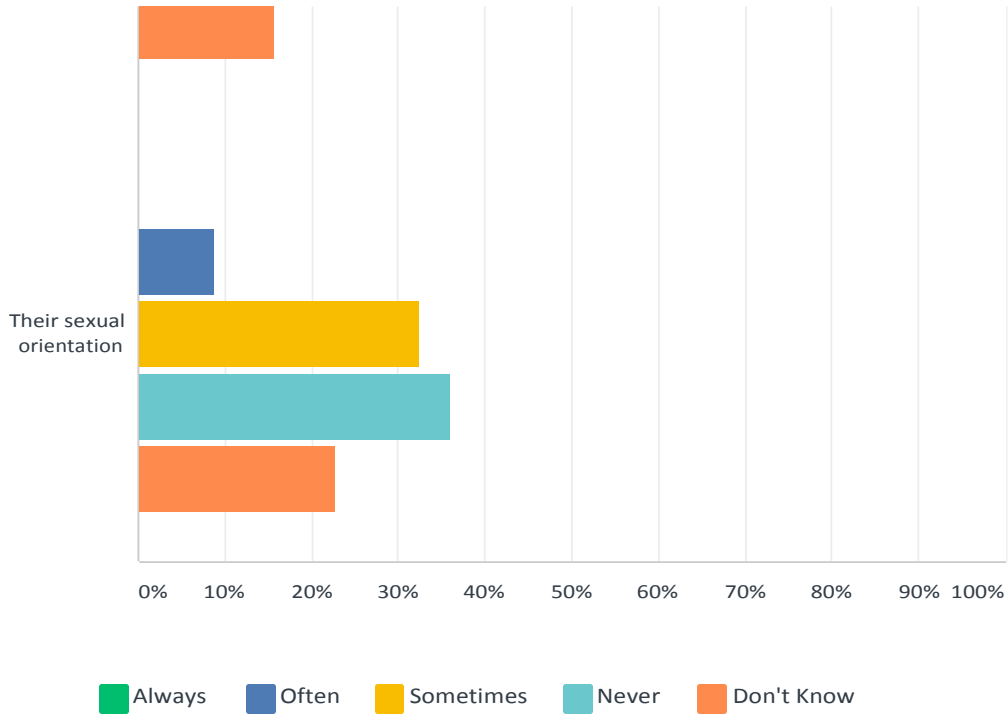
My gender identity	0.00% 0	3.42% 4	5.13% 6	89.74% 105	1.71% 2	117
My role at the school	1.68% 2	4.20% 5	38.66% 46	54.62% 65	0.84% 1	119
My ethnicity or cultural background	0.84% 1	0.84% 1	9.24% 11	88.24% 105	0.84% 1	119
My family structure	0.00% 0	1.68% 2	5.88% 7	91.60% 109	0.84% 1	119
My associations or affiliations	0.84% 1	4.20% 5	15.97% 19	78.15% 93	0.84% 1	119
My level of education	0.00% 0	1.68% 2	7.56% 9	90.76% 108	0.00% 0	119
My length of employment in the District/School	0.00% 0	5.04% 6	14.29% 17	80.67% 96	0.00% 0	119
My religion or religious beliefs	0.00% 0	1.69% 2	8.47% 10	89.83% 106	0.00% 0	118
My sexual orientation	0.00% 0	1.69% 2	1.69% 2	94.92% 112	1.69% 2	118

Q4 Do you believe that your students feel unwelcome or uncomfortable at school because of any of the following?

Answered: 115 Skipped: 4



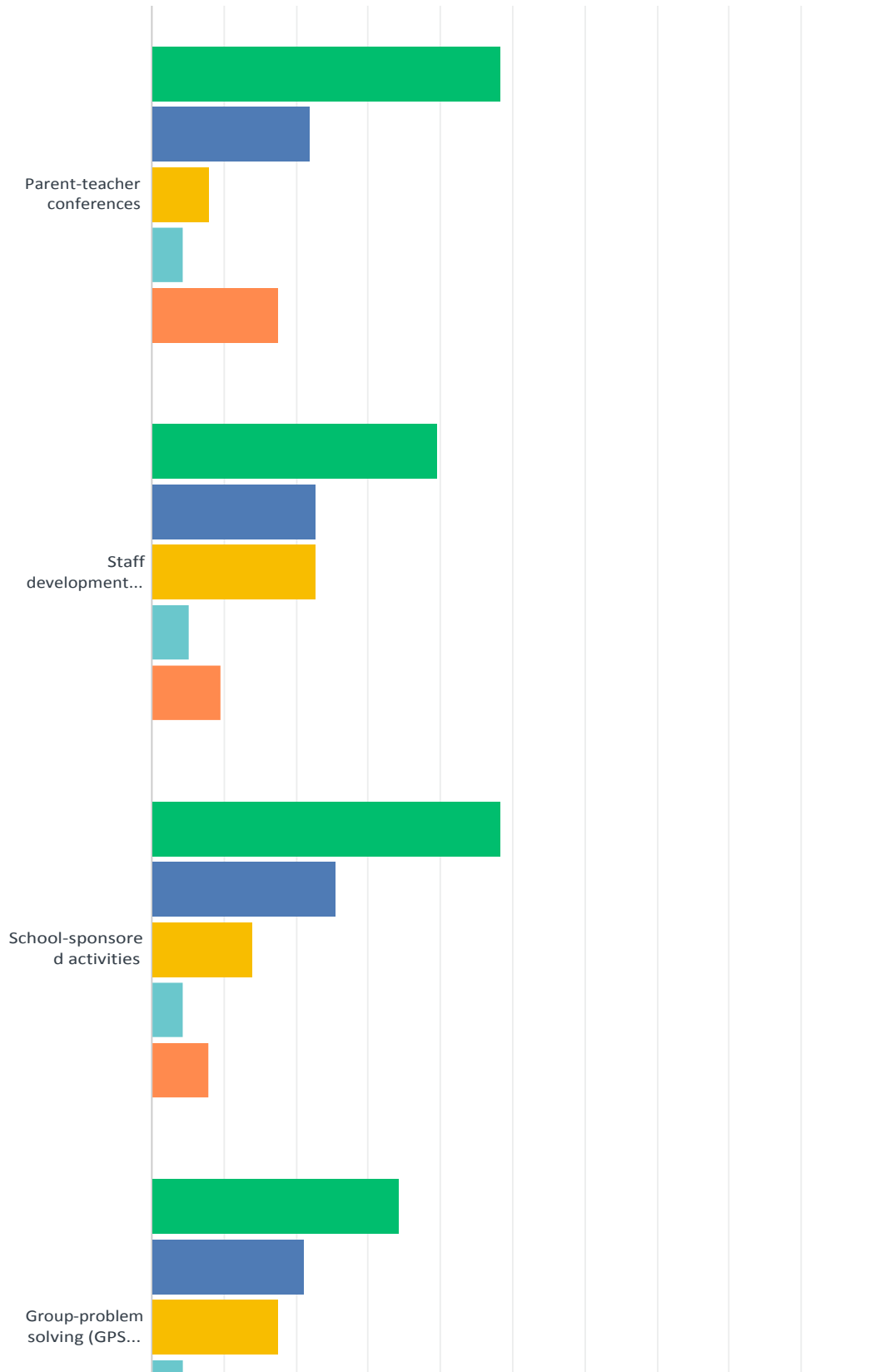


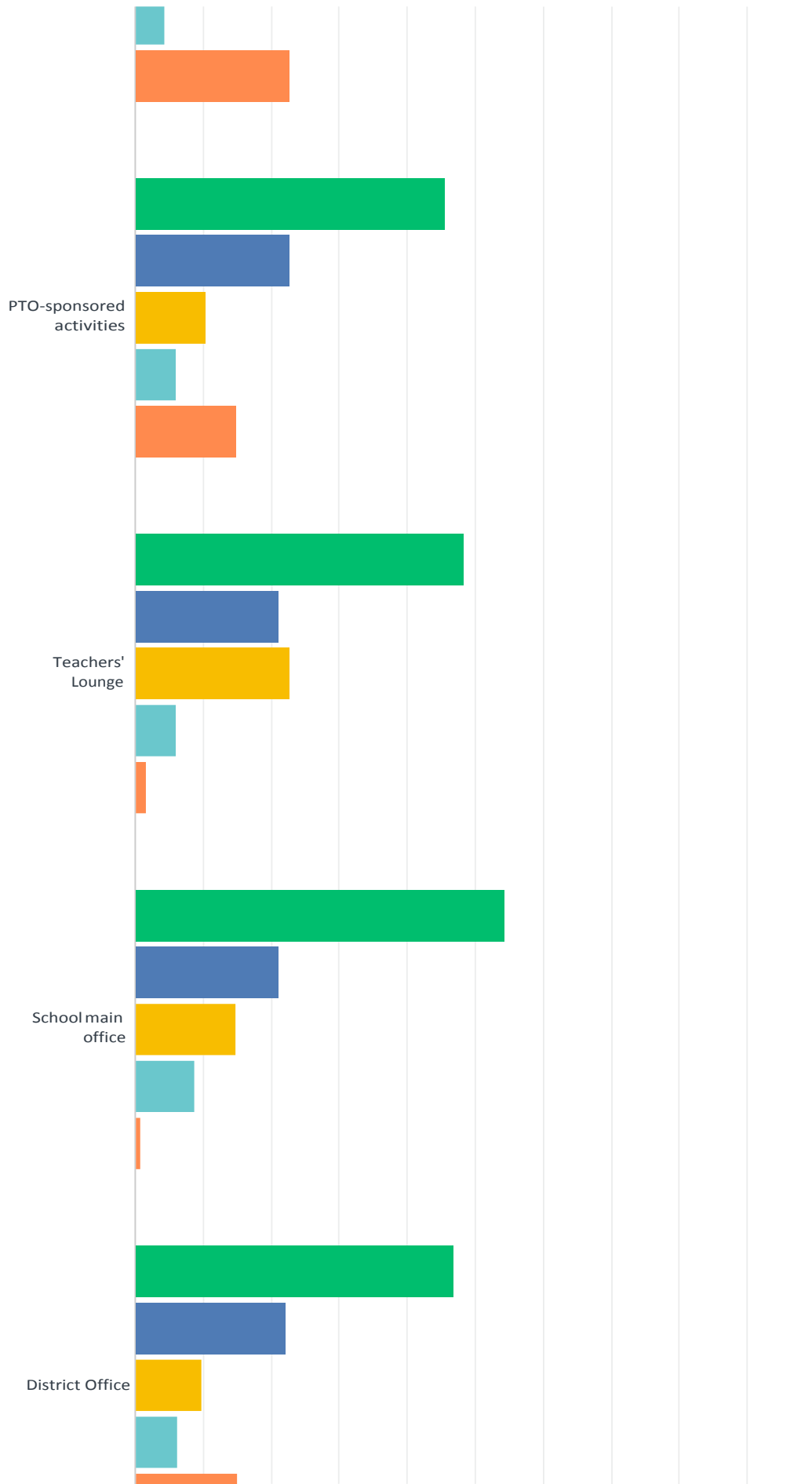


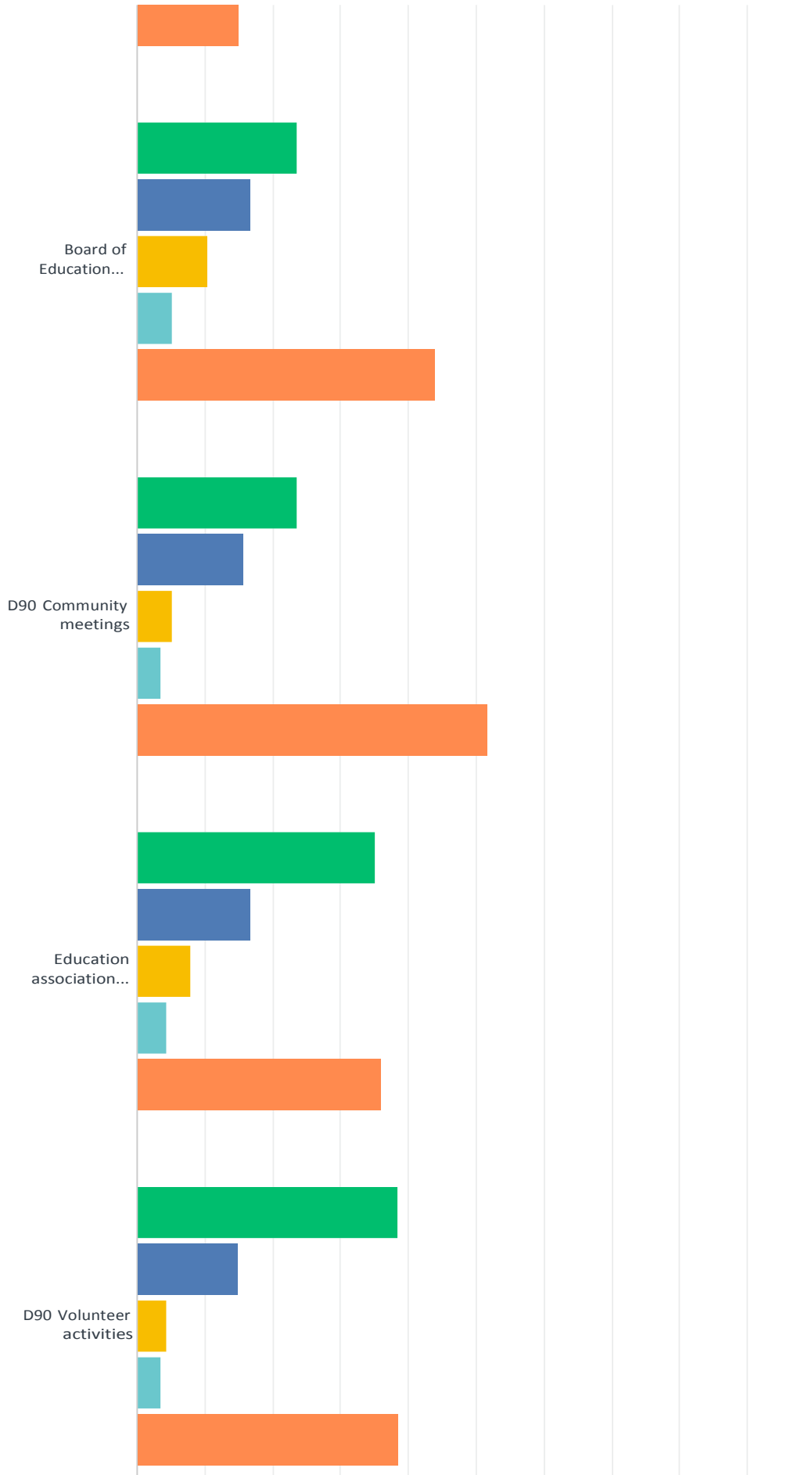
	ALWAYS	OFTEN	SOMETIMES	NEVER	DON'T KNOW	TOTAL
The language spoken at home	0.88% 1	2.63% 3	42.11% 48	39.47% 45	14.91% 17	114
Where they live	0.00% 0	8.70% 10	54.78% 63	27.83% 32	8.70% 10	115
Their gender identity	0.00% 0	5.22% 6	44.35% 51	34.78% 40	15.65% 18	115
Their ethnicity or cultural background	1.74% 2	11.30% 13	51.30% 59	25.22% 29	10.43% 12	115
Their family structure	1.74% 2	4.35% 5	50.43% 58	26.96% 31	16.52% 19	115
Their learning differences/learning style	1.75% 2	17.54% 20	63.16% 72	13.16% 15	4.39% 5	114
Their friends	0.00% 0	9.57% 11	52.17% 60	27.83% 32	10.43% 12	115
Their religion or religious beliefs	0.00% 0	3.48% 4	37.39% 43	43.48% 50	15.65% 18	115
Their sexual orientation	0.00% 0	8.77% 10	32.46% 37	35.96% 41	22.81% 26	114

Q5 Please identify how often you feel welcome or comfortable in the following settings:

Answered: 114 Skipped: 5





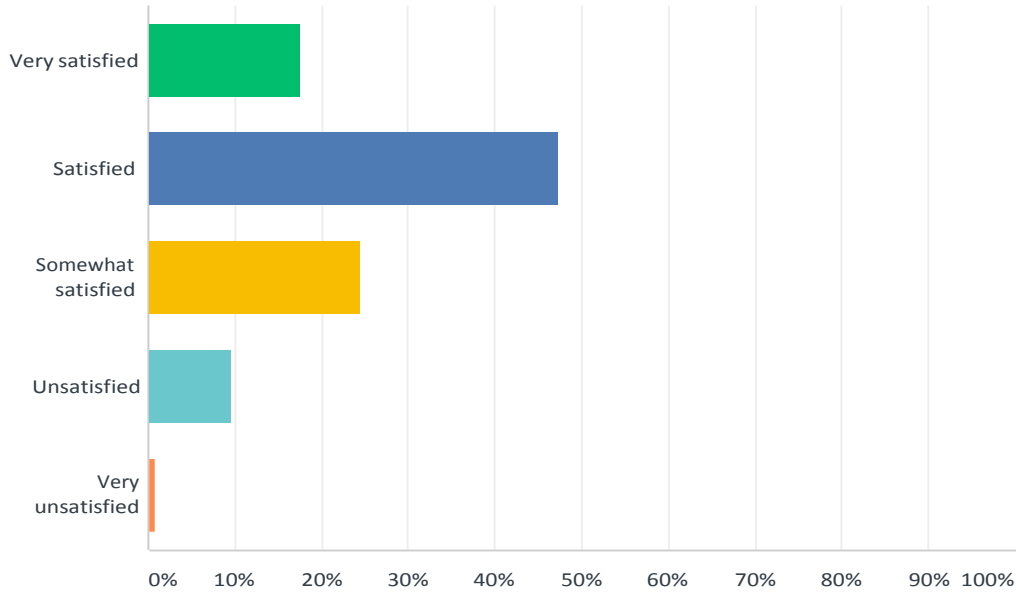




	ALWAYS	OFTEN	SOMETIMES	NEVER	DON'T KNOW/NOT APPLICABLE	TOTAL
Parent-teacher conferences	48.25% 55	21.93% 25	7.89% 9	4.39% 5	17.54% 20	114
Staff development meetings	39.47% 45	22.81% 26	22.81% 26	5.26% 6	9.65% 11	114
School-sponsored activities	48.25% 55	25.44% 29	14.04% 16	4.39% 5	7.89% 9	114
Group-problem solving (GPS) or IEP meetings	34.21% 39	21.05% 24	17.54% 20	4.39% 5	22.81% 26	114
PTO-sponsored activities	45.61% 52	22.81% 26	10.53% 12	6.14% 7	14.91% 17	114
Teachers' Lounge	48.25% 55	21.05% 24	22.81% 26	6.14% 7	1.75% 2	114
School main office	54.39% 62	21.05% 24	14.91% 17	8.77% 10	0.88% 1	114
District Office	46.90% 53	22.12% 25	9.73% 11	6.19% 7	15.04% 17	113
Board of Education meetings	23.68% 27	16.67% 19	10.53% 12	5.26% 6	43.86% 50	114
D90 Community meetings	23.68% 27	15.79% 18	5.26% 6	3.51% 4	51.75% 59	114
Education association meetings	35.09% 40	16.67% 19	7.89% 9	4.39% 5	35.96% 41	114
D90 Volunteer activities	38.60% 44	14.91% 17	4.39% 5	3.51% 4	38.60% 44	114

Q6 How satisfied are you with the degree to which River Forest District 90 provides a culture of individuals who are sensitive, responsive, and inclusive of each other?

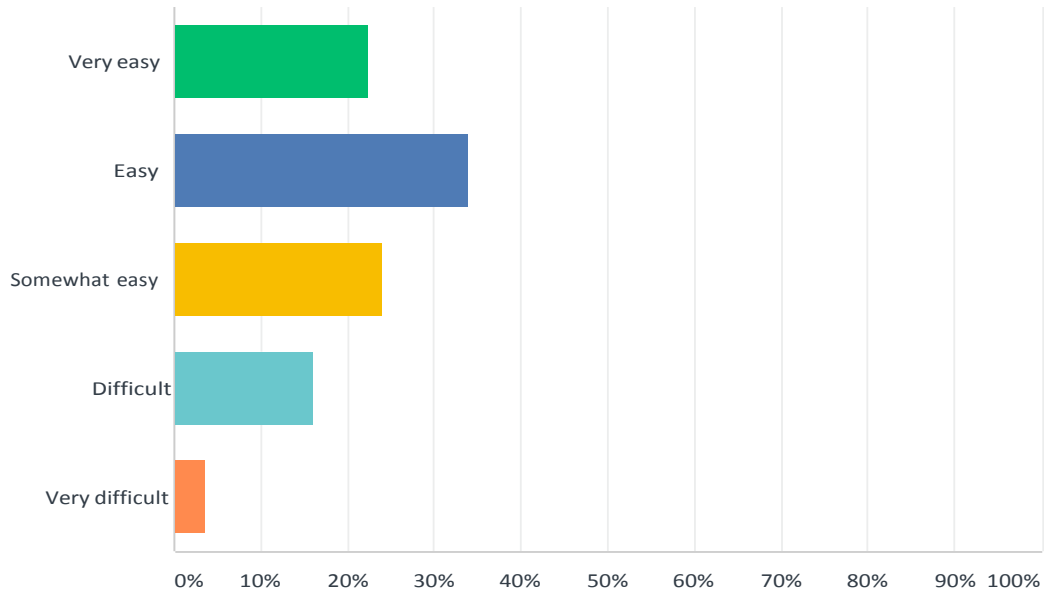
Answered: 114 Skipped: 5



ANSWER CHOICES	RESPONSES	
Very satisfied	17.54%	20
Satisfied	47.37%	54
Somewhat satisfied	24.56%	28
Unsatisfied	9.65%	11
Very unsatisfied	0.88%	1
TOTAL		114

Q7 In the River Forest District 90 community, how easy is it for you to make a connection with a colleague outside your work group or team?

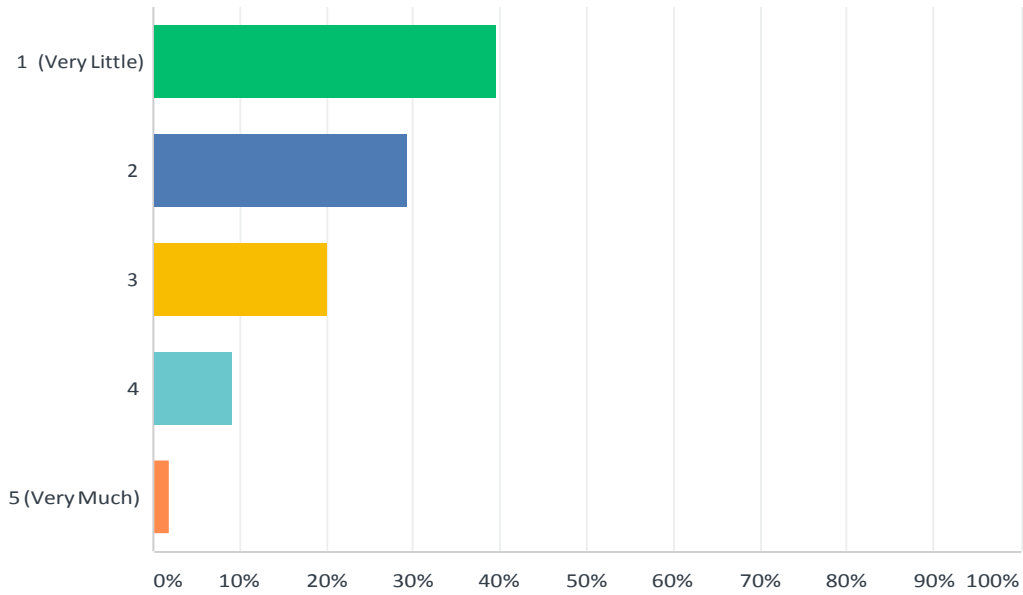
Answered: 112 Skipped: 7



ANSWER CHOICES	RESPONSES	
Very easy	22.32%	25
Easy	33.93%	38
Somewhat easy	24.11%	27
Difficult	16.07%	18
Very difficult	3.57%	4
TOTAL		112

Q8 To what extent have your students ever experienced discriminatory procedures, practices, or behaviors in River Forest District 90.

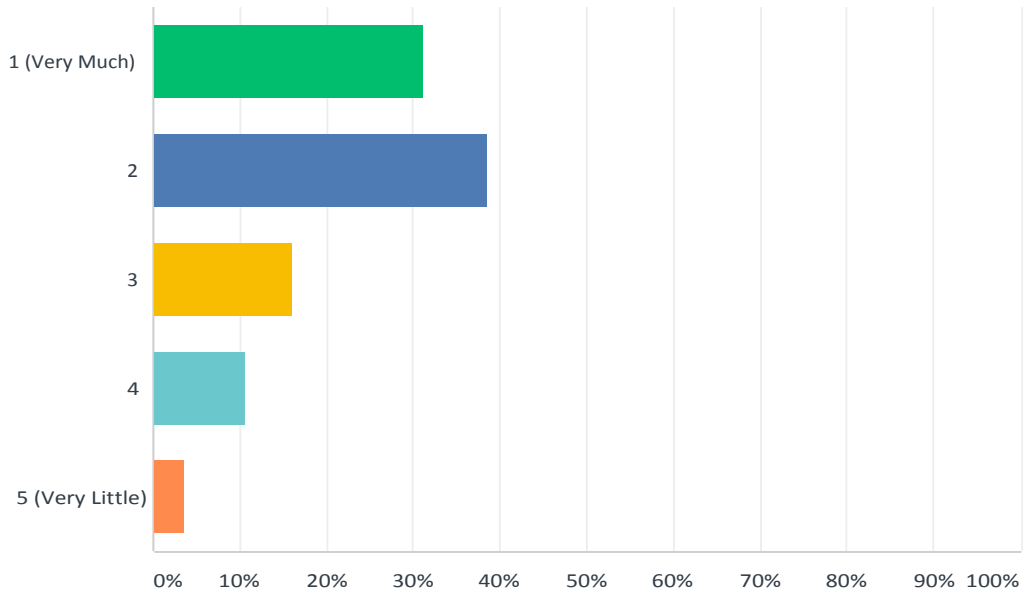
Answered: 109 Skipped: 10



ANSWER CHOICES	RESPONSES	
1 (Very Little)	39.45%	43
2	29.36%	32
3	20.18%	22
4	9.17%	10
5 (Very Much)	1.83%	2
TOTAL		109

Q9 Do you feel that River Forest District 90 holds inclusiveness in high regard?

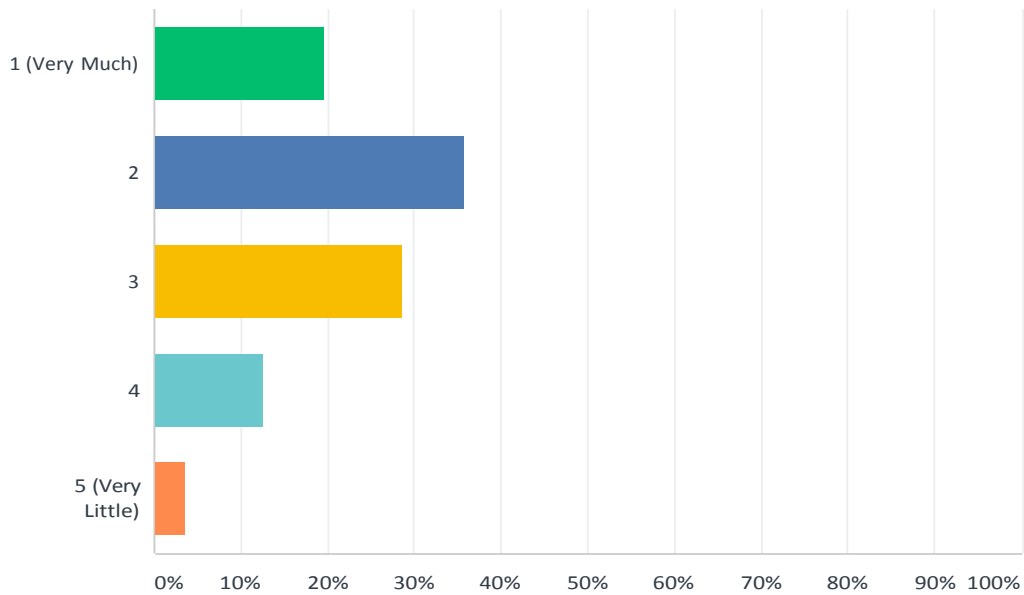
Answered: 112 Skipped: 7



ANSWER CHOICES	RESPONSES	
1 (Very Much)	31.25%	35
2	38.39%	43
3	16.07%	18
4	10.71%	12
5 (Very Little)	3.57%	4
TOTAL		112

Q10 . . . models important life skills of awareness, self-reflection, sensitivity, and responsiveness to others?

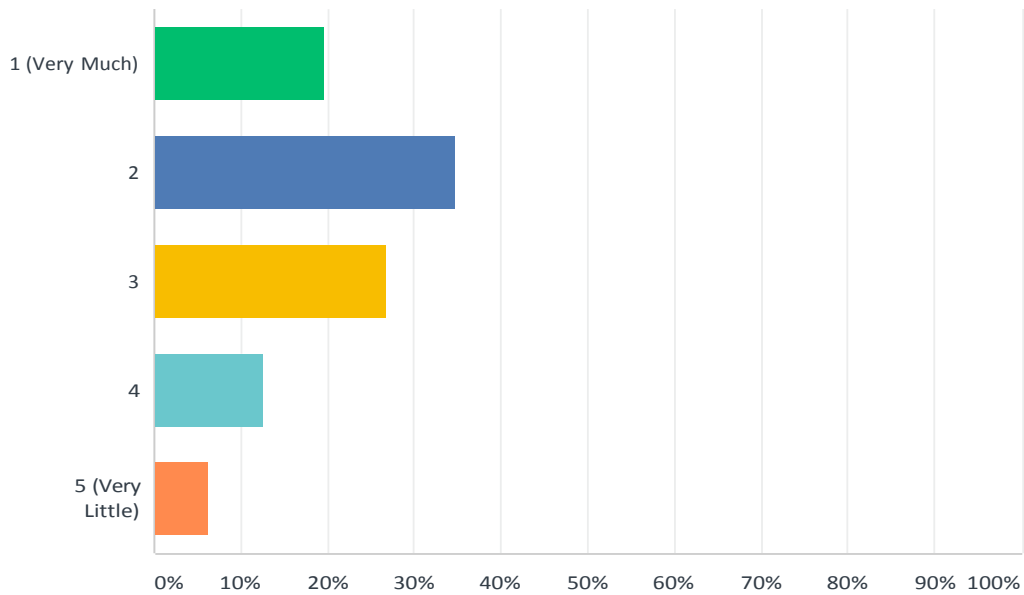
Answered: 112 Skipped: 7



ANSWER CHOICES	RESPONSES	
1 (Very Much)	19.64%	22
2	35.71%	40
3	28.57%	32
4	12.50%	14
5 (Very Little)	3.57%	4
TOTAL		112

Q11 . . . teaches important life skills of awareness, self-reflection, sensitivity, and responsiveness to others?

Answered: 112 Skipped: 7



ANSWER CHOICES	RESPONSES	
1 (Very Much)	19.64%	22
2	34.82%	39
3	26.79%	30
4	12.50%	14
5 (Very Little)	6.25%	7
TOTAL		112