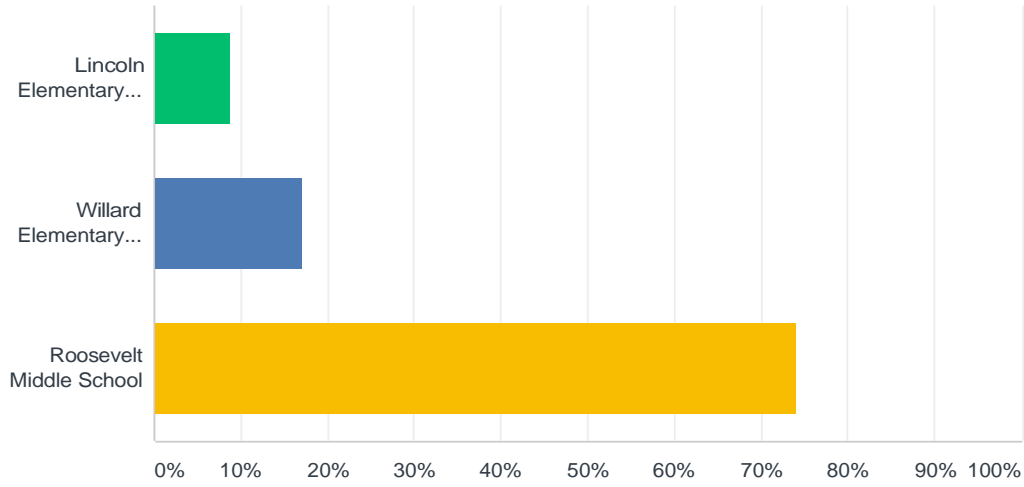


Q1 What school do you attend?

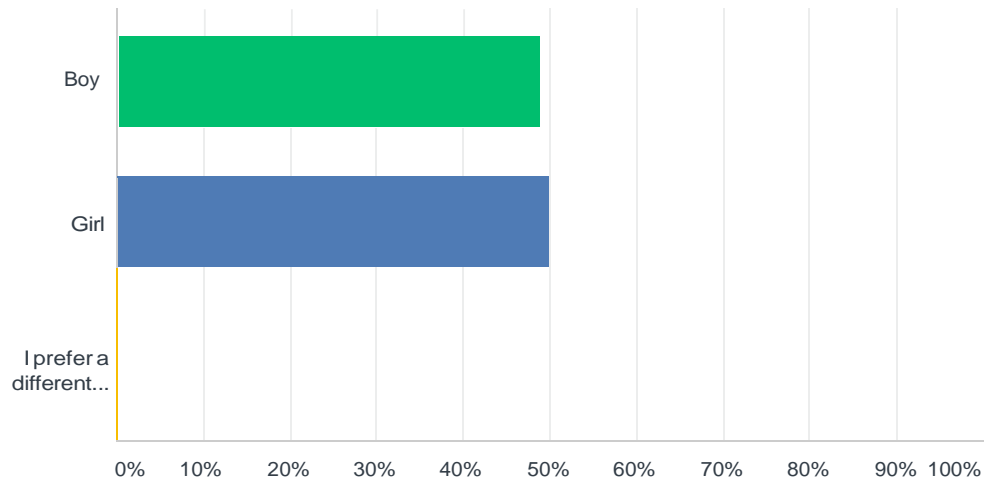
Answered: 806 Skipped: 0



| ANSWER CHOICES | RESPONSES | |
|---------------------------|-----------|------------|
| Lincoln Elementary School | 8.68% | 70 |
| Willard Elementary School | 17.25% | 139 |
| Roosevelt Middle School | 74.07% | 597 |
| TOTAL | | 806 |

Q2 I identify as a:

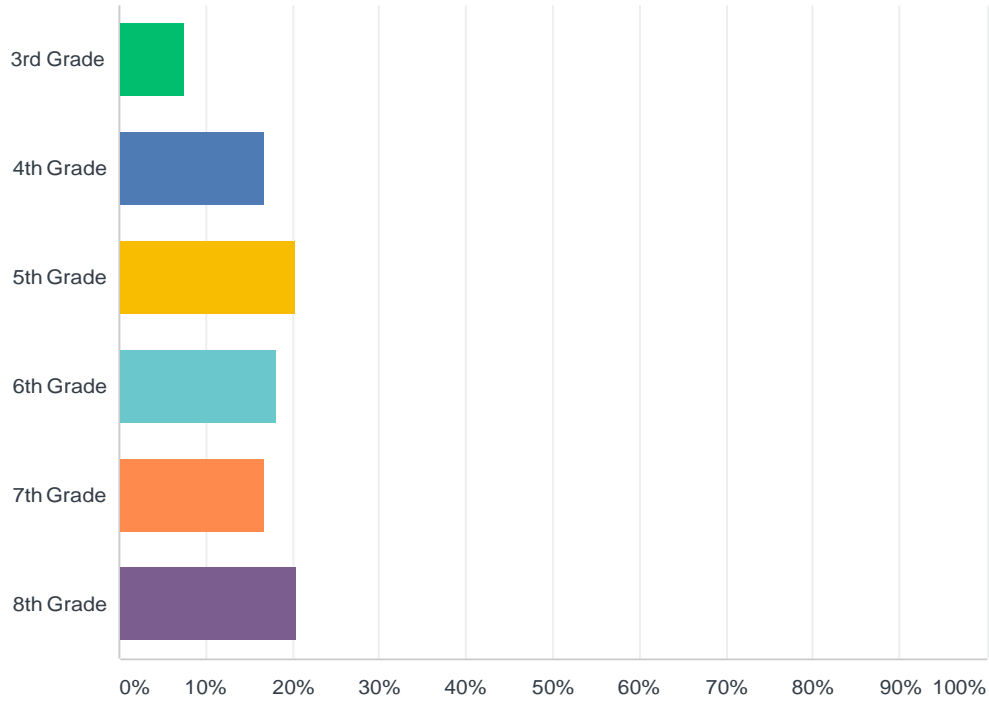
Answered: 805 Skipped: 1



| ANSWER CHOICES | RESPONSES | |
|-------------------------------|-----------|------------|
| Boy | 48.82% | 393 |
| Girl | 49.69% | 400 |
| I prefer a different identity | 1.49% | 12 |
| TOTAL | | 805 |

Q3 What grade are you in this year?

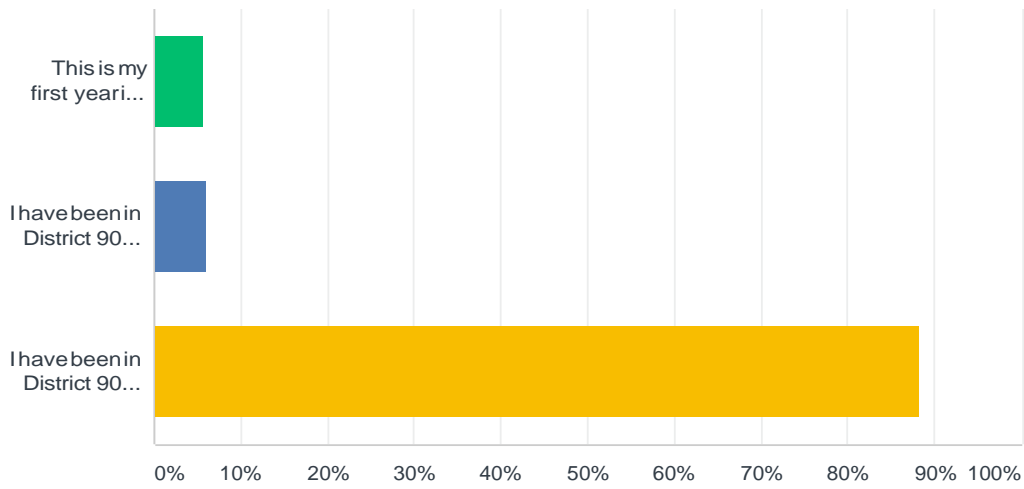
Answered: 805 Skipped: 1



| ANSWER CHOICES | RESPONSES | |
|----------------|-----------|-----|
| 3rd Grade | 7.58% | 61 |
| 4th Grade | 16.65% | 134 |
| 5th Grade | 20.25% | 163 |
| 6th Grade | 18.26% | 147 |
| 7th Grade | 16.77% | 135 |
| 8th Grade | 20.50% | 165 |
| TOTAL | | 805 |

Q4 How long have you been a student in River Forest District 90 schools?

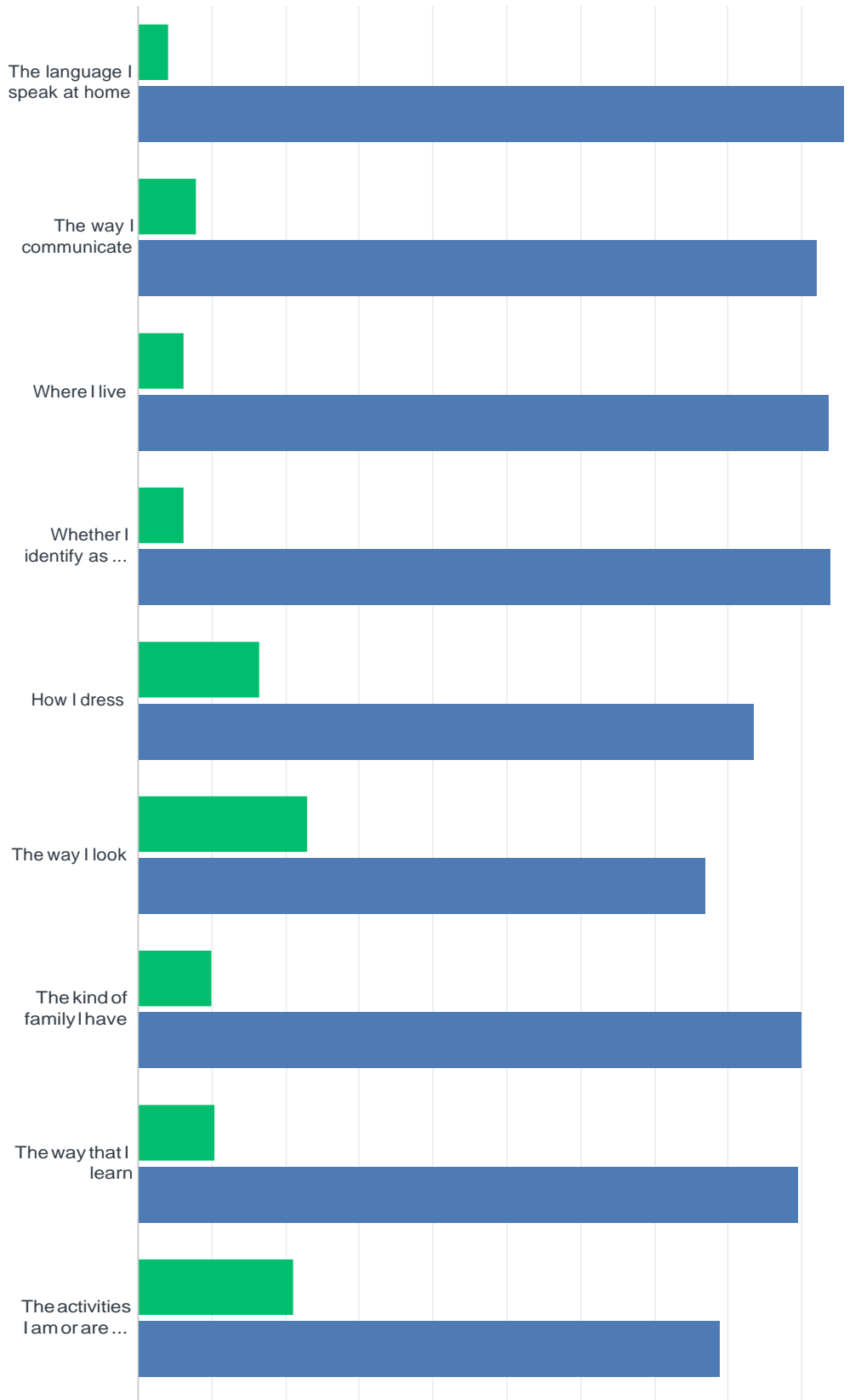
Answered: 803 Skipped: 3

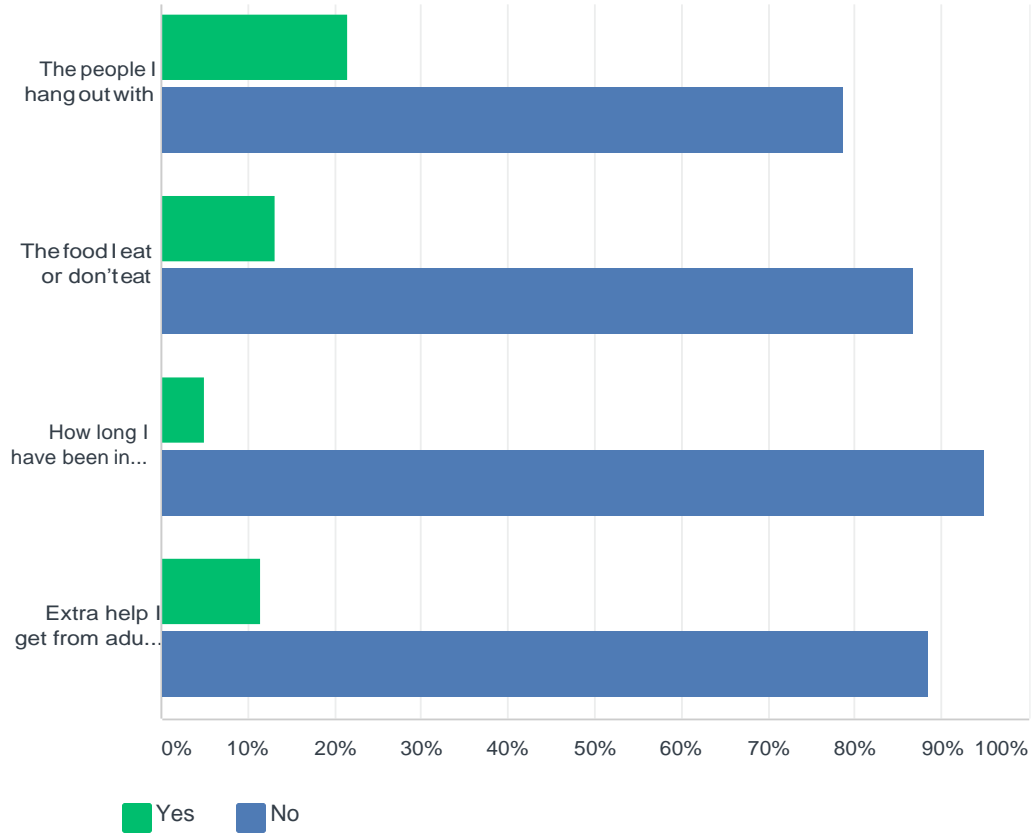


| ANSWER CHOICES | RESPONSES | |
|--|-----------|------------|
| This is my first year in District 90 schools | 5.60% | 45 |
| I have been in District 90 schools for two years | 6.10% | 49 |
| I have been in District 90 schools for three years or more | 88.29% | 709 |
| TOTAL | | 803 |

Q5 Do you ever feel unwelcome or uncomfortable in the school community because of any of the following?:

Answered: 799 Skipped: 7



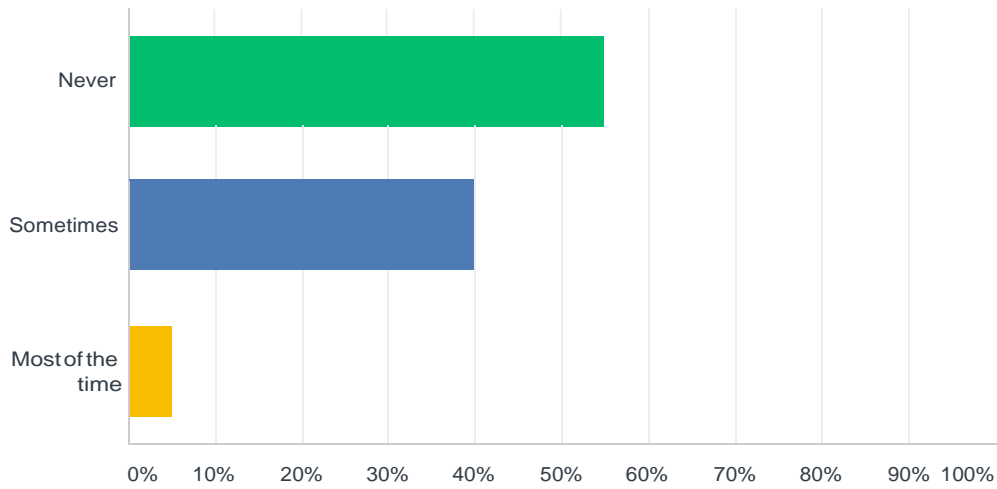


| | YES | NO | TOTAL |
|--|---------------|---------------|-------|
| The language I speak at home | 4.28% 34 | 95.72% 761 | 795 |
| The way I communicate | 7.94% 63 | 92.06% 730 | 793 |
| Where I live | 6.28% 50 | 93.72% 746 | 796 |
| Whether I identify as a boy or a girl | 6.28% 50 | 93.84% 747 | 796 |
| How I dress | 16.48% 131 | 83.52% 664 | 795 |
| The way I look | 22.92% 182 | 77.08% 612 | 794 |
| The kind of family I have | 10.06% 80 | 89.94% 715 | 795 |
| The way that I learn | 10.55% 84 | 89.45% 712 | 796 |
| The activities I am or are not involved in | 21.18% 169 | 78.95% 630 | 798 |

| | | | |
|--|---------------|---------------|-----|
| The people I hang out with | 21.46% 171 | 78.67% 627 | 797 |
| The food I eat or don't eat | 13.11% 104 | 86.89% 689 | 793 |
| How long I have been in school here | 5.03% 40 | 94.97% 755 | 795 |
| Extra help I get from adults at school | 11.56% 92 | 88.44% 704 | 796 |

Q6 Have you ever observed an adult at school who treated a student unfairly because of any of the things in question number 5?

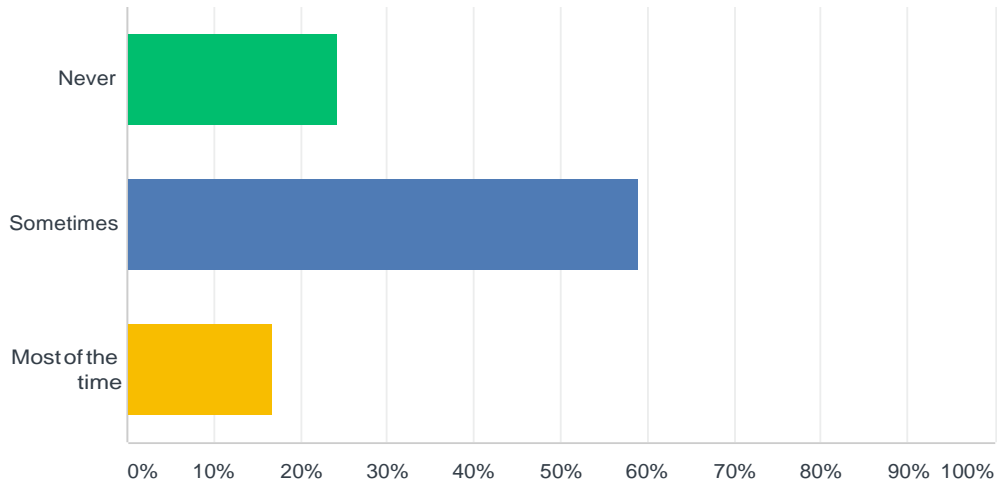
Answered: 793 Skipped: 13



| ANSWER CHOICES | RESPONSES |
|------------------|------------|
| Never | 55.11% 437 |
| Sometimes | 39.72% 315 |
| Most of the time | 5.17% 41 |
| TOTAL | 793 |

Q7 Have you ever observed a group at school that was unkind or excluded someone because of any of the things in question 5?

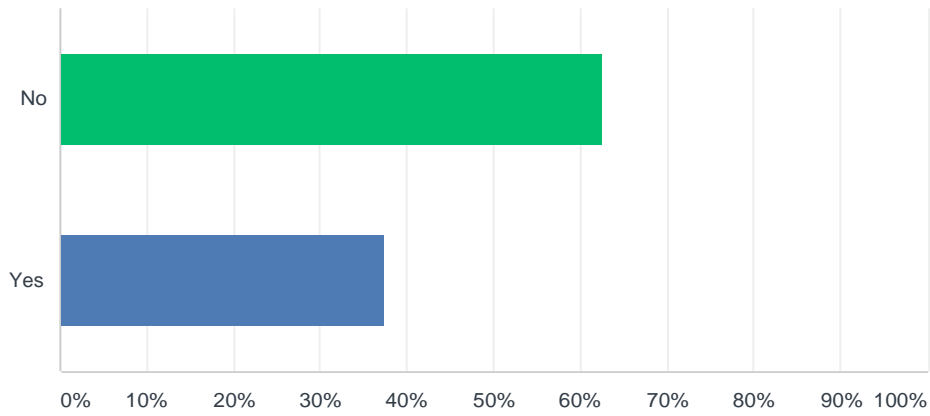
Answered: 793 Skipped: 13



| ANSWER CHOICES | RESPONSES | |
|------------------|-----------|------------|
| Never | 24.21% | 192 |
| Sometimes | 59.02% | 468 |
| Most of the time | 16.77% | 133 |
| TOTAL | | 793 |

Q8 Have you ever felt unwelcome at school this year?

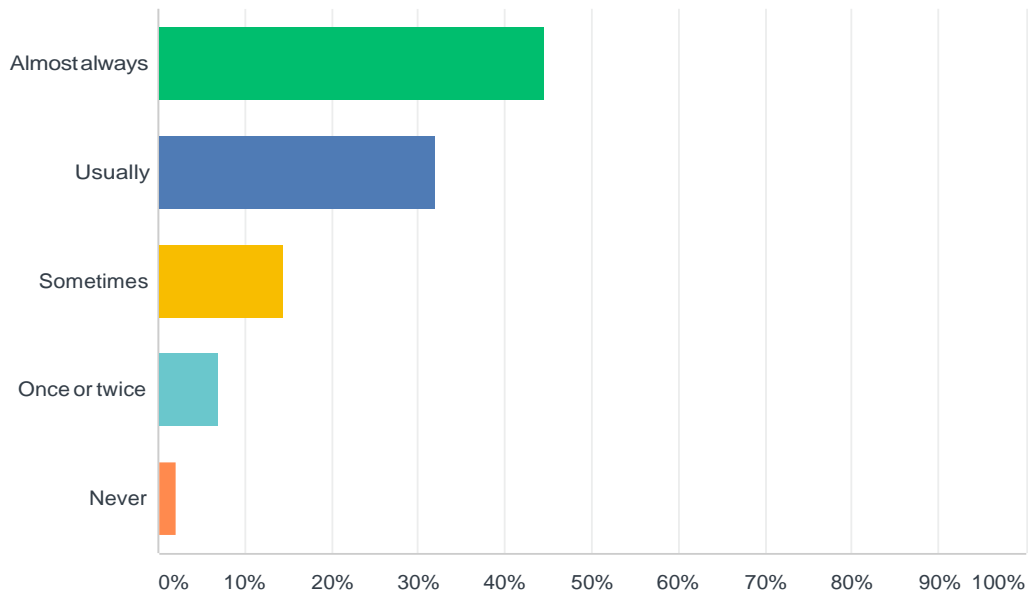
Answered: 792 Skipped: 14



| ANSWER CHOICES | RESPONSES | |
|----------------|-----------|-----|
| No | 62.63% | 496 |
| Yes | 37.37% | 296 |
| TOTAL | | 792 |

Q9 How often have you been able to solve problems between you and your classmates this year on your own – without adult help?

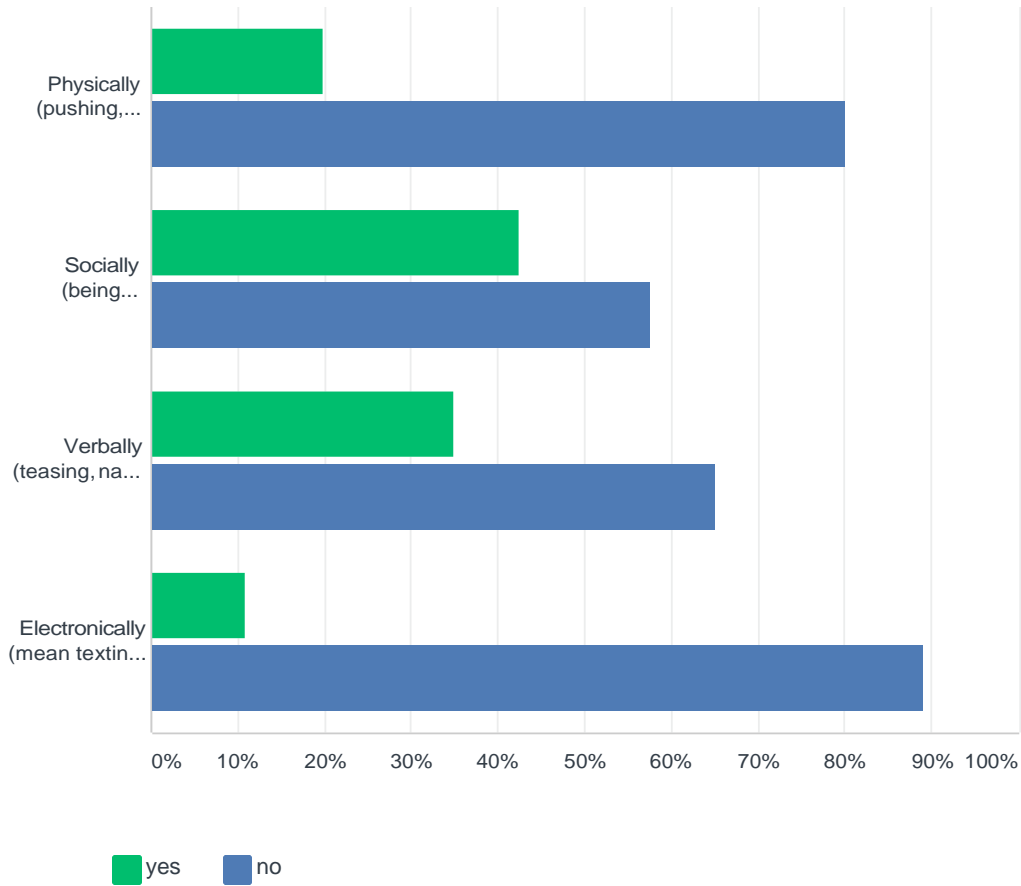
Answered: 791 Skipped: 15



| ANSWER CHOICES | RESPONSES | |
|----------------|-----------|------------|
| Almost always | 44.50% | 352 |
| Usually | 32.11% | 254 |
| Sometimes | 14.41% | 114 |
| Once or twice | 6.83% | 54 |
| Never | 2.15% | 17 |
| TOTAL | | 791 |

Q10 During the past month, has someone been mean to you in any of the following ways?

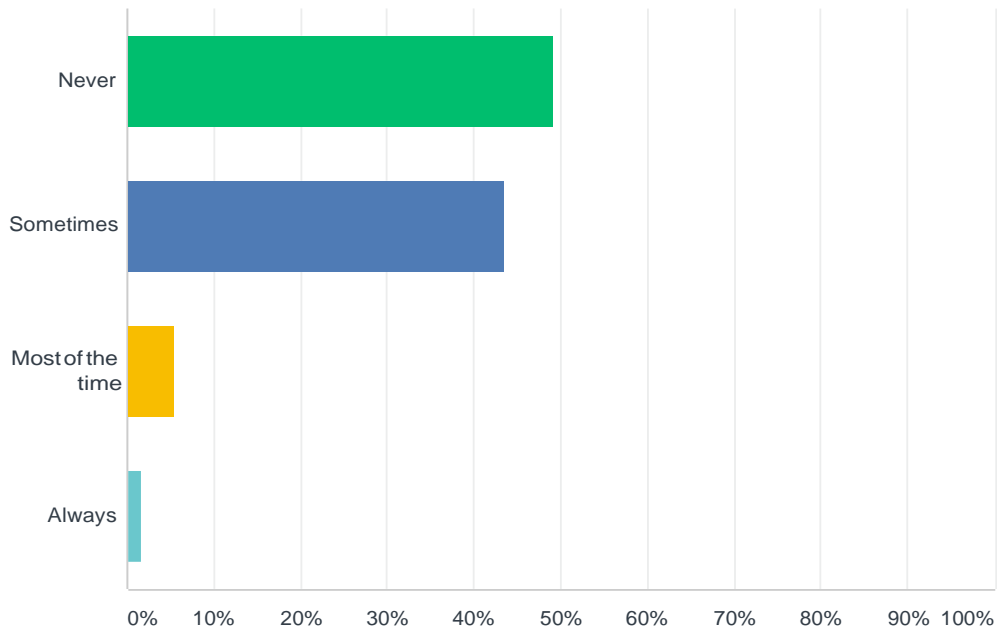
Answered: 792 Skipped: 14



| | YES | NO | TOTAL |
|---|---------------|---------------|-------|
| Physically (pushing, kicking, hitting) | 19.97% 156 | 80.03% 625 | 781 |
| Socially (being excluded, gossiped about, or embarrassed by others) | 42.51% 335 | 57.49% 453 | 788 |
| Verbally (teasing, name calling) | 34.86% 274 | 65.14% 512 | 786 |
| Electronically (mean texting, emailing, or phone calling) | 10.87% 84 | 89.13% 689 | 773 |

Q11 Do you feel lonely at school?

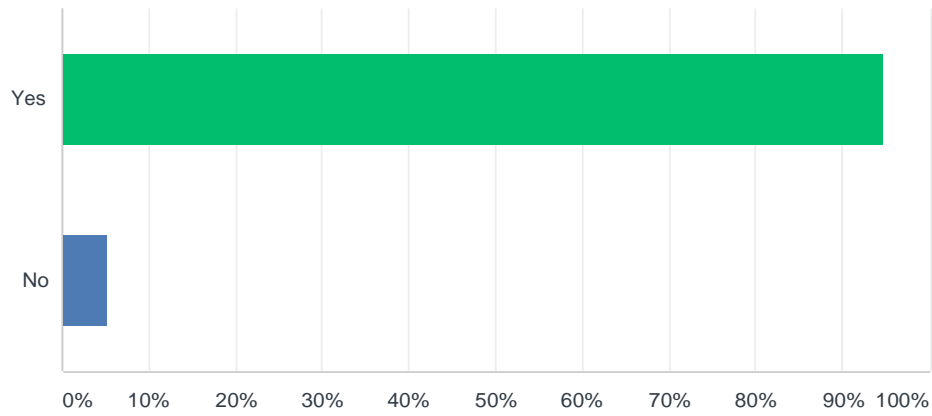
Answered: 794 Skipped: 12



| ANSWER CHOICES | RESPONSES | |
|------------------|-----------|-----|
| Never | 49.12% | 390 |
| Sometimes | 43.58% | 346 |
| Most of the time | 5.54% | 44 |
| Always | 1.76% | 14 |
| TOTAL | | 794 |

Q12 Do you have a close friend at school?

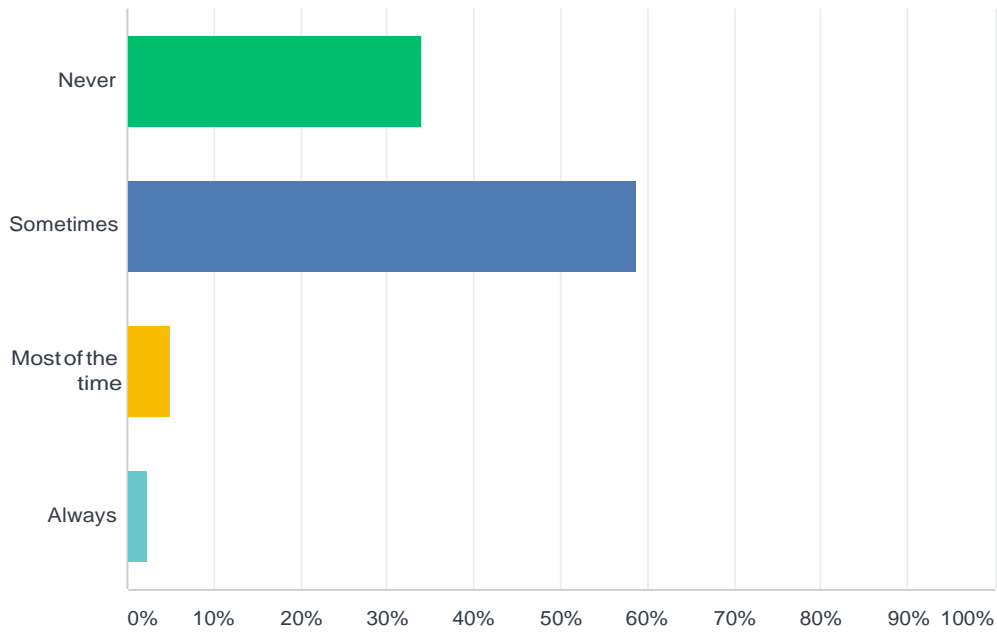
Answered: 793 Skipped: 13



| ANSWER CHOICES | RESPONSES | |
|----------------|-----------|-----|
| Yes | 94.70% | 751 |
| No | 5.30% | 42 |
| TOTAL | | 793 |

Q13 Are there times you feel left out during school?

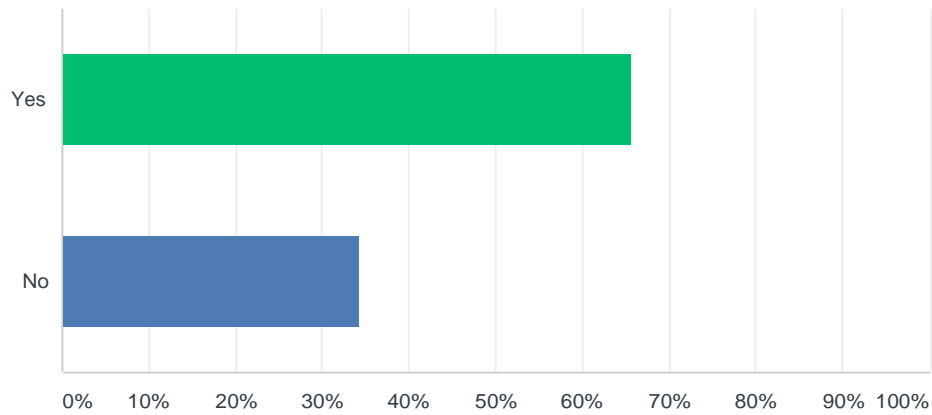
Answered: 795 Skipped: 11



| ANSWER CHOICES | RESPONSES | |
|------------------|-----------|-----|
| Never | 33.84% | 269 |
| Sometimes | 58.87% | 468 |
| Most of the time | 5.03% | 40 |
| Always | 2.26% | 18 |
| TOTAL | | 795 |

Q14 Is there a grown-up at school that you feel you can talk to if you have a problem?

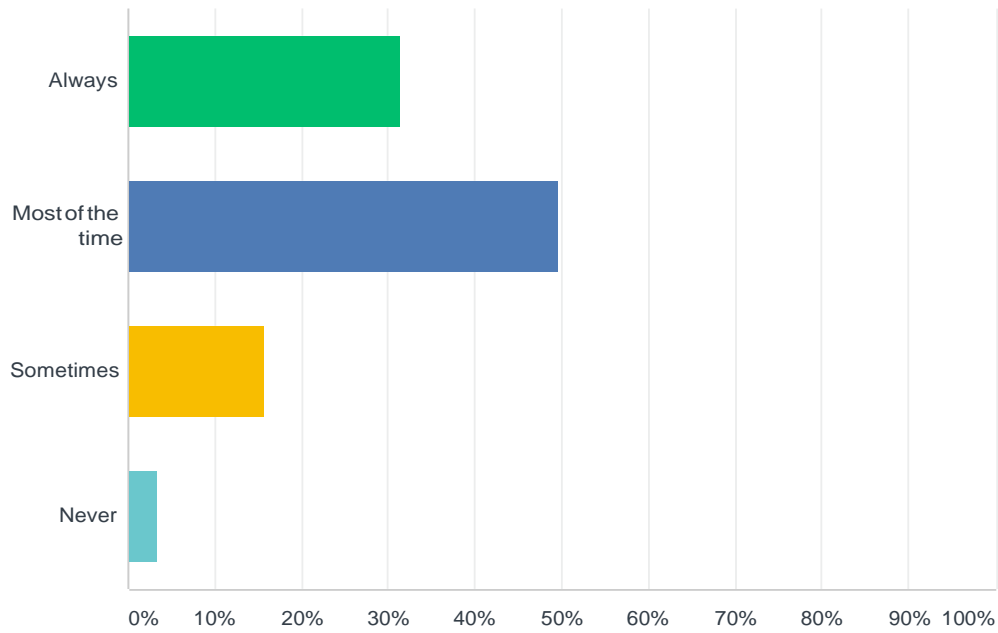
Answered: 793 Skipped: 13



| ANSWER CHOICES | RESPONSES | |
|----------------|-----------|-----|
| Yes | 65.70% | 521 |
| No | 34.30% | 272 |
| TOTAL | | 793 |

Q15 Do you feel welcomed, supported and appreciated in class?

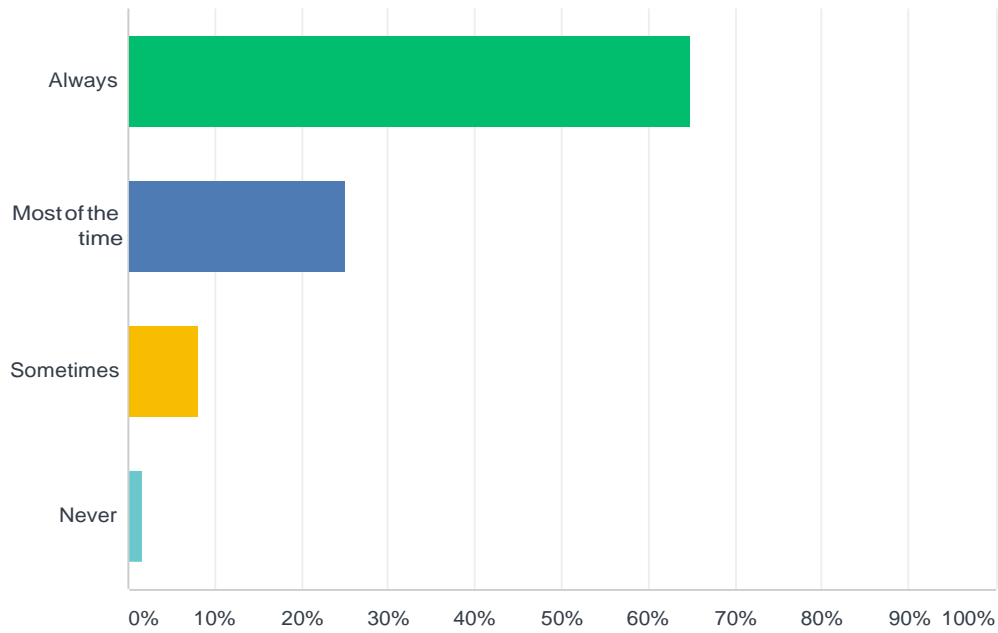
Answered: 788 Skipped: 18



| ANSWER CHOICES | RESPONSES | |
|------------------|-----------|------------|
| Always | 31.47% | 248 |
| Most of the time | 49.62% | 391 |
| Sometimes | 15.61% | 123 |
| Never | 3.30% | 26 |
| TOTAL | | 788 |

Q16 Do you believe that your teachers want you to grow as a learner?

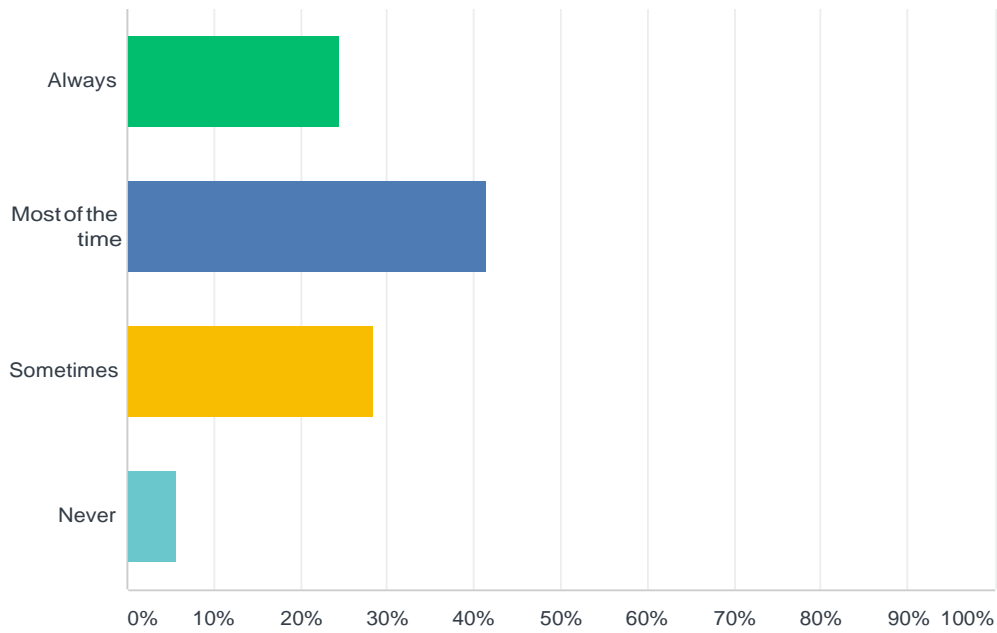
Answered: 789 Skipped: 17



| ANSWER CHOICES | RESPONSES | |
|------------------|-----------|------------|
| Always | 64.89% | 512 |
| Most of the time | 25.10% | 198 |
| Sometimes | 8.24% | 65 |
| Never | 1.77% | 14 |
| TOTAL | | 789 |

Q17 Do you believe that the work you are doing in class matters for your life?

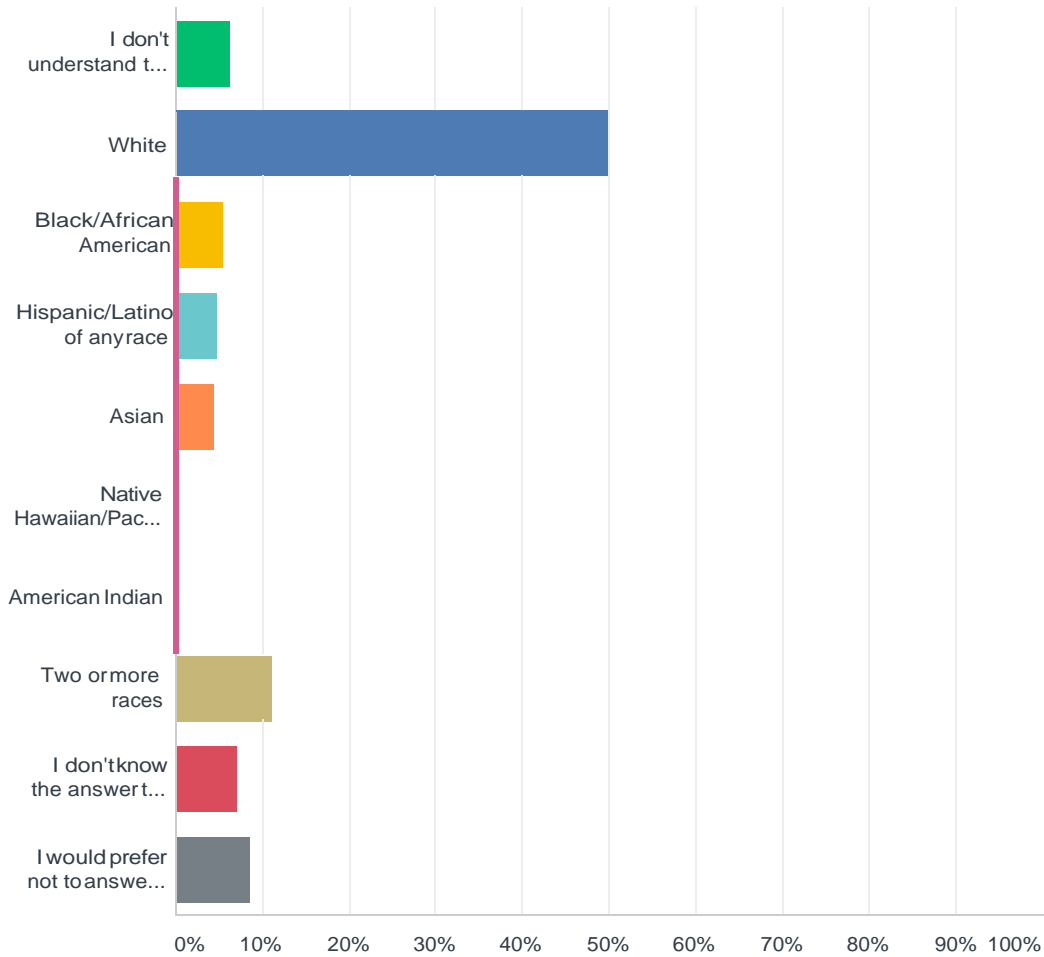
Answered: 791 Skipped: 15



| ANSWER CHOICES | RESPONSES | |
|------------------|-----------|------------|
| Always | 24.53% | 194 |
| Most of the time | 41.34% | 327 |
| Sometimes | 28.45% | 225 |
| Never | 5.69% | 45 |
| TOTAL | | 791 |

Q18 What do you consider to be your cultural background (or race)?

Answered: 791 Skipped: 15



| ANSWER CHOICES | RESPONSES | |
|--|-----------|------------|
| I don't understand this question | 6.57% | 52 |
| White | 49.94% | 395 |
| Black/African American | 5.56% | 44 |
| Hispanic/Latino of any race | 5.06% | 40 |
| Asian | 4.55% | 36 |
| Native Hawaiian/Pacific Islander | 0.25% | 2 |
| American Indian | 0.63% | 5 |
| Two or more races | 11.25% | 89 |
| I don't know the answer to this question | 7.33% | 58 |
| I would prefer not to answer this question | 8.85% | 70 |
| TOTAL | | 791 |

