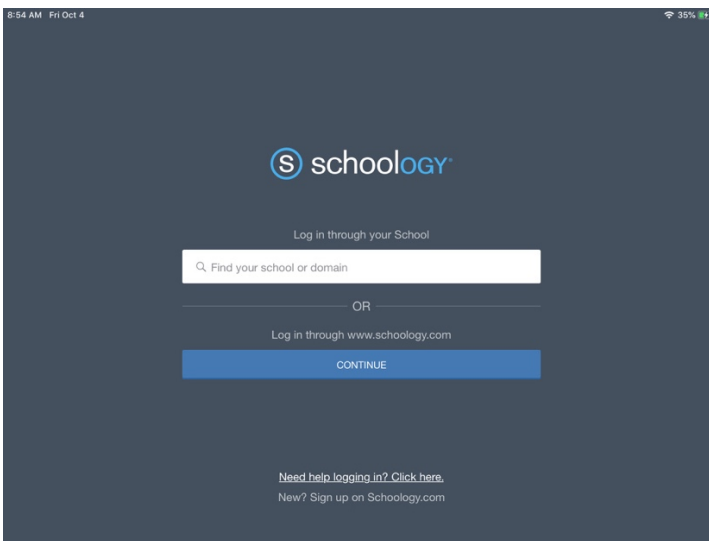


How to Login to Schoology (Students)

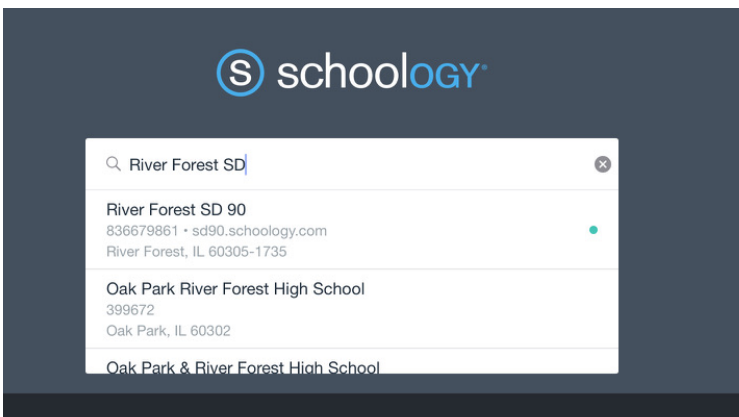
1. Open the Schoology app on your iPad.



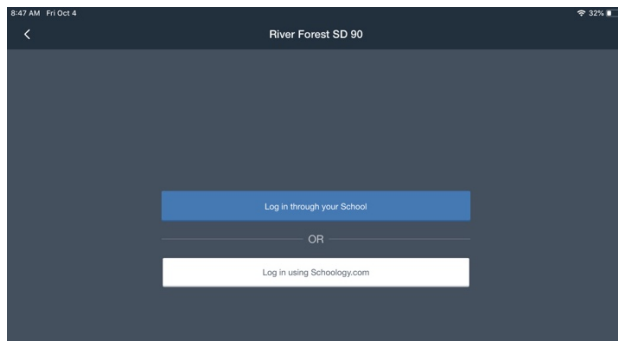
2. Type River Forest SD 90 in the search white search bar.



3. As you are typing, different school districts will start to appear. Make sure to select the River Forest SD 90 with the green dot.

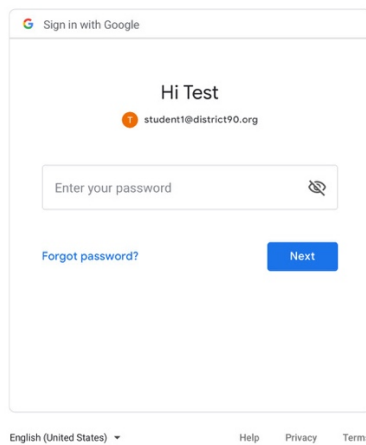


4. Tap on Log in through your School.



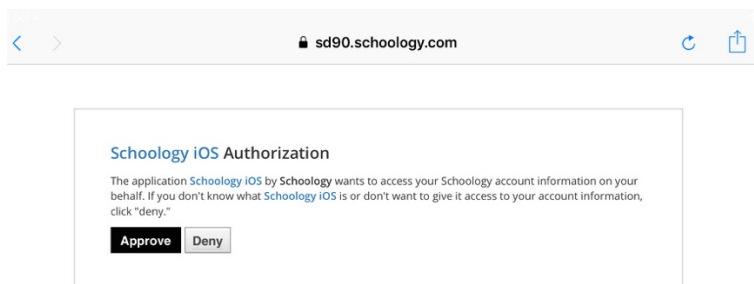
5. You will then be asked to type in your Google credentials.

6. Enter your Google username, which is your email address.



7. Type in your password (this should be your lastname+firstinitial+studentID+0)

8. Tap the Approve button.



9. You're all set!

****If you are still experiencing difficulty logging into Schoology, please go to the Tech Office in room 114.****