

LEA Name: Littlestown Area SD
Address: 162 Newark Street
City: Littlestown, PA 17340-

Class Size: 3

County: Adams
AUN Number: 112015203

Pennsylvania Department of Education
Comptroller's Office
Annual Financial Report , PDE-2057
School District, AVTS/CTC, Special Program Jointures, and Charter School

For the Fiscal Year Ending
06/30/2014

CERTIFICATION: By signing this page I agree that the electronic file submitted is a complete and accurate statement of the financial operations and status of the local education agency for the fiscal year. It has been prepared in accordance with generally accepted accounting principles and established Commonwealth of PA reporting guidelines.

Dr. Carolyn Rhodes
Chief School Administrator

Carolyn Rhodes
(Signature required)

October 31, 2014
Date

Beverly Lang
Board Secretary

Beverly Lang
(Signature required)

October 31, 2014
Date

Michael Statler
Contact Person

(717) 359-4146 Ext. 1243
Contact Person Telephone Number

statlerm@lasd.k12.pa.us
Contact Person E-mail Address

(717) 359-9617
Contact Person Fax Number

Mail original signed coversheet to: Bureau of Accounting and Financial Management, Central Agencies and School Finance, 555 Walnut St - 9th Floor, Harrisburg, PA 17101 ATTN: AFR

Audit Certification
Annual Financial Report:
For the Fiscal Year Ending 06/30/2014
(Pursuant to PA School Code Section 218(b))

LEA Name: Littlestown Area SD
AUN Number: 112015203
County: Adams

| |
|---|
| Audit Certification Due: 12/31/2014 |
|---|

This certification is applicable to:

Indicate if the school audit was completed prior to submission of this form

Orig. Annual Financial Report submitted to Comptroller Operations:

Yes, audit has been completed

Annual Financial Report revisions submitted on:

No, audit has not been completed

Auditing Firm:

Greenawalt & Company, P.C.
400 West Main Street
Mechanicsburg, PA 17055

Auditor Contact Name: James E. Lyons, CPA

Auditor Phone: (717) 766-4763

Auditor E-mail: jel@greenawalt.cc

CERTIFICATION: By signing this page I agree that the financial statements of the school have been properly audited as noted above pursuant to Article XXIV, and in the auditor's professional opinion, the Annual Financial Report (PDE-2057) submitted on the date referenced is materially consistent with the audited financial statements.

Chief School Administrator




Signature

Dr. Carolyn Rhodes

10/31/14

Date

Board Secretary



Signature

Beverly Lang

10/31/14

Date

AFR Contact Person: Michael Statler

Email: statlerm@lasd.k12.pa.us

Phone: 7173594146 Ext: 1243

FAX: 7173599617

Mail completed form to:

Bureau of Accounting and Financial Management, Central Agencies and School Finance, 555 Walnut St - 9th Floor, Harrisburg, PA 17101 ATTN: AFR

NOTE: A new Audit Certification form is due with each AFR Revision.

| Amounts Expressed in Whole Dollars | | General (10) | Public Purpose Trust (27) | Other Compt Approved (28) | Athletic/ Activity (29) | Capital Reserve (690,1850) (31) |
|--|--|------------------|---------------------------------|---------------------------------|-------------------------------|---------------------------------------|
| ASSETS AND DEFERRED OUTFLOWS OF RESOURCES | | | | | | |
| Assets | | | | | | |
| 0100 | Cash and Cash Equivalents | 5,062,452 | | | | |
| 0110 | Investments | | | | | |
| 0120 | Taxes Receivable (Net) | 1,040,000 | | | | |
| 0130 | Due From Other Funds | 276,641 | | | | |
| 0141 | Due from Other Governments | 1,761,498 | | | | |
| 0142 | State Revenue Receivable | | | | | |
| 0143 | Federal Revenue Receivable | | | | | |
| 0145 | Other Intergovernmental Revenue Receivable | | | | | |
| 0146 | Due From Primary Governments | | | | | |
| 0147 | Due From Component Units | | | | | |
| 0150 | Other Receivables (Include Bond Proceeds Receivable) | | | | | |
| 0160 | Advances to Other Funds (Long-Term Loans) | | | | | |
| 0170 | Inventories | | | | | |
| 0180 | Prepaid Expenses / Expenditures | 850,000 | | | | |
| 0190 | Other Current Assets | | | | | |
| TOTAL ASSETS | | 8,990,591 | | | | |
| 0910 | Deferred Outflows Of Resources | | | | | |
| TOTAL ASSETS AND DEFERRED OUTFLOWS OF RESOURCES | | 8,990,591 | | | | |

| Capital Reserve 1432 (32) | Other Capital Projects Funds (39) | Debt Service (40) | Permanent (90) | Total Governmental Funds | |
|---------------------------------|---|-------------------------|-------------------|--------------------------------|---------------|
| | | | | | Assets |
| 219,754 | | | | 5,282,206 | 0100 |
| | | | | | 0110 |
| | | | | 1,040,000 | 0120 |
| | | | | 276,641 | 0130 |
| | | | | 1,761,498 | 0141 |
| | | | | | 0142 |
| | | | | | 0143 |
| | | | | | 0145 |
| | | | | | 0146 |
| | | | | | 0147 |
| | | | | | 0150 |
| | | | | | 0160 |
| | | | | | 0170 |
| | | | | 850,000 | 0180 |
| | | | | | 0190 |
| 219,754 | | | | 9,210,345 | |
| | | | | | 0910 |
| 219,754 | | | | 9,210,345 | |

Amounts Expressed in Whole Dollars

| | General (10) | Public Purpose Trust (27) | Other Compt Approved (28) | Athletic/ Activity/ (29) | Capital Reserve (690,1850) (31) |
|---|------------------|---------------------------------|---------------------------------|--------------------------------|---------------------------------------|
| LIABILITIES AND DEFERRED INFLOWS OF RESOURCES AND FUND BALANCES | | | | | |
| Liabilities | | | | | |
| 0400 | | | | | |
| 0411 | | | | | |
| 0412 | | | | | |
| 0413 | | | | | |
| 0420 | 735,005 | | | | |
| 0430 | | | | | |
| 0440 | | | | | |
| 0450 | | | | | |
| 0461 | 2,101,098 | | | | |
| 0462 | | | | | |
| 0470 | | | | | |
| 0480 | | | | | |
| 0490 | 83,613 | | | | |
| TOTAL LIABILITIES | 2,919,716 | | | | |
| 0950 | | 955,000 | | | |
| Fund Balances | | | | | |
| 0810 | | 850,000 | | | |
| 0820 | | | | | |
| 0830 | | | | | |
| 0840 | | 784,433 | | | |
| 0850 | | 3,481,442 | | | |
| TOTAL FUND BALANCES | | 5,115,875 | | | |
| TOTAL LIABILITIES, DEFERRED INFLOWS OF RESOURCES AND FUND BALANCES | | 8,990,591 | | | |

| Capital Reserve 1432 (32) | Other Capital Projects Funds (39) | Debt Service (40) | Permanent (90) | Total Governmental Funds | |
|---------------------------------|---|-------------------------|-------------------|--------------------------------|----------------------|
| | | | | | Liabilities |
| | | | | | 0400 |
| | | | | | 0411 |
| | | | | | 0412 |
| | | | | | 0413 |
| 16,468 | | | | 751,473 | 0420 |
| | | | | | 0430 |
| | | | | | 0440 |
| | | | | | 0450 |
| | | | | 2,101,098 | 0461 |
| | | | | | 0462 |
| | | | | | 0470 |
| | | | | | 0480 |
| | | | | 83,613 | 0490 |
| 16,468 | | | | 2,936,184 | |
| | | | | 955,000 | 0950 |
| | | | | | Fund Balances |
| | | | | 850,000 | 0810 |
| | | | | | 0820 |
| 203,286 | | | | 203,286 | 0830 |
| | | | | 784,433 | 0840 |
| | | | | 3,481,442 | 0850 |
| 203,286 | | | | 5,319,161 | |
| 219,754 | | | | 9,210,345 | |

Amounts Expressed in Whole Dollars

| | General (10) | Public Purpose Trust (27) | Other Compt Approved (28) | Athletic/ Activity (29) | Capital Reserve (690,1850) (31) |
|---|-------------------|---------------------------------|---------------------------------|-------------------------------|---------------------------------------|
| REVENUES | | | | | |
| 6000 Local Sources | 15,925,829 | | | | |
| 7000 State Sources | 10,895,492 | | | | |
| 8000 Federal Sources | 463,441 | | | | |
| TOTAL REVENUES | 27,284,762 | | | | |
| EXPENDITURES | | | | | |
| 1000 Instruction | 17,419,908 | | | | |
| 2000 Support Services | 6,956,423 | | | | |
| 3000 Noninstructional Services | 441,259 | | | | |
| 4000 Fac Acq, Const, and Imp | | | | | |
| 5110 Debt Service (Principal & Interest) | 1,879,581 | | | | |
| 5130 Refund of Prior Year Receipts | | | | | |
| 5140 Short Term Borrowing – Interests and Costs | | | | | |
| TOTAL EXPENDITURES | 26,697,171 | | | | |
| EXCESS (DEFICIENCY) OF REVENUES OVER EXPENDITURES | 587,591 | | | | |
| OTHER FINANCING SOURCES (USES) | | | | | |
| 9110 Bonds Issued (Face Value) (Do not include Refunded Bonds) | | | | | |
| 9120 Refunding Bonds Issued | | | | | |
| 9130 Bond Premiums | | | | | |
| 9200 Proceeds From Extended Term Financing | | | | | |
| 9300 Interfund Transfers - IN (from other funds) | | | | | |
| 9400 Sale / Compensation for Fixed Assets | | | | | |
| 9500 Capital Contributions | | | | | |
| 9710 Transfers from Component Unit | | | | | |
| 9720 Transfers From Primary Govt | | | | | |
| 9900 Other Financing Sources Not Listed (9000 Series) | | | | | |
| 5120 Debt Service - Refunded Bond Issues (Pmt to Ref Bond Escrow Agent) | | | | | |
| 5150 Bond Discounts | | | | | |
| 5200 Interfund Transfers - Out (to other funds) | 54,522 | | | | |
| 5300 Transfer to Component Unit or Primary Government | | | | | |
| TOTAL OTHER FINANCING SOURCES (USES) | (54,522) | | | | |

| Capital Reserve 1432 (32) | Other Capital Projects Funds (39) | Debt Service (40) | Permanent (90) | Total Governmental Funds | |
|---------------------------------|---|-------------------------|-------------------|--------------------------------|------|
| | | | | | |
| | 49 | | | 15,925,878 | 6000 |
| | | | | 10,895,492 | 7000 |
| | | | | 463,441 | 8000 |
| | 49 | | | 27,284,811 | |
| | | | | 17,419,908 | 1000 |
| 204,436 | | | | 7,160,859 | 2000 |
| | | | | 441,259 | 3000 |
| | | | | | 4000 |
| | | | | 1,879,581 | 5110 |
| | | | | | 5130 |
| | | | | | 5140 |
| 204,436 | | | | 26,901,607 | |
| (204,387) | | | | 383,204 | |
| | | | | | 9110 |
| | | | | | 9120 |
| | | | | | 9130 |
| | | | | | 9200 |
| | | | | | 9300 |
| | | | | | 9400 |
| | | | | | 9500 |
| | | | | | 9710 |
| | | | | | 9720 |
| | | | | | 9900 |
| | | | | | 5120 |
| | | | | | 5150 |
| | | | | 54,522 | 5200 |
| | | | | | 5300 |
| | | | | (54,522) | |

Amounts Expressed in Whole Dollars

SPECIAL AND EXTRAORDINARY ITEMS

- 8888 Special Items
- 8889 Extraordinary Items

| | General (10) | Public Purpose Trust (27) | Other Compt Approved (28) | Athletic/ Activity (29) | Capital Reserve (690,1850) (31) |
|--|------------------|---------------------------------|---------------------------------|-------------------------------|---------------------------------------|
| NET CHANGE IN FUND BALANCES | 533,069 | | | | |
| 0040 Fund Balance - Beginning of Fiscal Year | 4,582,806 | | | | |
| 0050 Prior Period Adjustment | | | | | |
| FUND BALANCE - END OF YEAR | 5,115,875 | | | | |

| Capital Reserve 1432 (32) | Other Capital Projects Funds (39) | Debt Service (40) | Permanent (90) | Total Governmental Funds | |
|---------------------------------|---|-------------------------|-------------------|--------------------------------|------|
| | | | | | 8888 |
| | | | | | 8889 |
| (204,387) | | | | 328,682 | |
| 407,673 | | | | 4,990,479 | 0040 |
| | | | | | 0050 |
| 203,286 | | | | 5,319,161 | |

| Amounts Expressed in Whole Dollars | | Budgeted Amounts | | Actual (Budgetary Basis) | Variance With Final Budget Positive (Negative) |
|--|---|-------------------|-------------------|--------------------------------|---|
| | | Original | Final | | |
| REVENUES | | | | | |
| 6000 | Local Sources | 15,519,806 | 15,519,806 | 15,925,829 | 406,023 |
| 7000 | State Sources | 10,693,219 | 10,693,219 | 10,895,492 | 202,273 |
| 8000 | Federal Sources | 512,869 | 512,869 | 463,441 | (49,428) |
| TOTAL REVENUES | | 26,725,894 | 26,725,894 | 27,284,762 | 558,868 |
| EXPENDITURES | | | | | |
| 1100 | Regular Programs | 12,052,929 | 12,142,591 | 12,142,582 | 9 |
| 1200 | Special Programs | 3,746,081 | 3,893,081 | 3,893,022 | 59 |
| 1300 | Vocational Programs | 1,076,919 | 1,079,607 | 1,079,542 | 65 |
| 1400 | Other Instructional Programs | 306,996 | 304,796 | 304,762 | 34 |
| 1500 | Nonpublic School Programs | | | | |
| 1600 | Adult Education Programs | | | | |
| 1700 | Community/Junior College Programs | | | | |
| 1800 | Pre-Kindergarten | | | | |
| 2100 | Pupil Personnel Services | 662,052 | 678,982 | 678,980 | 2 |
| 2200 | Instructional Staff Services | 1,167,668 | 1,204,268 | 1,204,239 | 29 |
| 2300 | Administrative Services | 1,797,551 | 1,727,351 | 1,717,258 | 10,093 |
| 2400 | Pupil Health | 227,328 | 216,528 | 216,492 | 36 |
| 2500 | Business Services | 283,030 | 275,830 | 275,775 | 55 |
| 2600 | Operation and Maintenance of Plant Services | 1,864,570 | 1,764,570 | 1,762,848 | 1,722 |
| 2700 | Student Transportation Services | 962,691 | 1,044,562 | 1,082,787 | (38,225) |
| 2800 | Central & Other Support Services | | | | |
| 2900 | Other Support Services | 18,000 | 18,044 | 18,043 | 1 |
| 3100 | Food Services | | | | |
| 3200 | Student Activities | 410,914 | 436,064 | 436,002 | 62 |
| 3300 | Community Services | 9,517 | 5,517 | 5,257 | 260 |
| 3400 | Scholarships and Awards | | | | |
| 4000 | Fac Acq, Const, and Imp | | | | |
| 5110 | Debt Service (Principal & Interest) | 1,879,581 | 1,879,581 | 1,879,581 | |
| 5130 | Refund of Prior Year Receipts | | | | |
| 5140 | Short Term Borrowing – Interests and Costs | | | | |
| TOTAL EXPENDITURES | | 26,465,827 | 26,671,372 | 26,697,170 | (25,798) |
| EXCESS (DEFICIENCY) OF REVENUES OVER EXPENDITURES | | 260,067 | 54,522 | 587,592 | 533,070 |

| Amounts Expressed in Whole Dollars | | Budgeted Amounts | | Actual | Variance With |
|---|--|------------------|-----------------|-------------------|----------------------------------|
| | | Original | Final | (Budgetary Basis) | Final Budget Positive (Negative) |
| OTHER FINANCING SOURCES (USES) | | | | | |
| 9100 | Sale of Bonds | | | | |
| 9200 | Proceeds From Extended Term Financing | | | | |
| 9300 | Interfund Transfers - IN (from other funds) | | | | |
| 9400 | Sale / Compensation for Fixed Assets | | | | |
| 9700 | Transfers from Comp Unit / Primary Govt | | | | |
| 9900 | Other Financing Sources Not Listed (9000 Series) | | | | |
| 5120 | Debt Service - Refunded Bond Issues | | | | |
| 5150 | Bond Discounts | | | | |
| 5200 | Interfund Transfers - Out (to other funds) | 160,067 | 54,522 | 54,522 | |
| 5300 | Transfer to Component Unit or Primary Government | | | | |
| 5900 | Budgetary Reserve | 100,000 | | | |
| TOTAL OTHER FINANCING SOURCES (USES) | | (260,067) | (54,522) | (54,522) | |
| SPECIAL AND EXTRAORDINARY ITEMS | | | | | |
| 8888 | Special Items | | | | |
| 8889 | Extraordinary Items | | | | |
| NET CHANGE IN FUND BALANCES | | | | 533,070 | 533,070 |
| 0040 | Fund Balance - Beginning of Fiscal Year | | | 4,582,806 | 4,582,806 |
| 0050 | Prior Period Adjustment | | | | |
| FUND BALANCE - END OF YEAR | | | | 5,115,876 | 5,115,876 |

Amounts Expressed in Whole Dollars

| | Food Service (51) | Child Care Operations (52) | Other Enterprise Funds (58) | TOTAL | Internal Service (60) |
|---|-------------------------|----------------------------------|--------------------------------------|----------------|-----------------------------|
| ASSETS AND DEFERRED OUTFLOWS OF RESOURCES | | | | | |
| Current Assets: | | | | | |
| 0100 Cash and Cash Equivalents | | | | 263,660 | |
| 0110 Investments | | | | | |
| 0130 Due From Other Funds | | | | | |
| 0141 Due from Other Governments | | | 14,765 | | 14,765 |
| 0146 Due From Primary Governments | | | | | |
| 0147 Due From Component Units | | | | | |
| 0150 Other Receivables (Include Bond Proceeds Receivable) | | | | | |
| 0170 Inventories | | | 21,749 | | 21,749 |
| 0180 Prepaid Expenses / Expenditures | | | | | |
| 0190 Other Current Assets | | | | | |
| Total Current Assets | | | | 300,174 | 300,174 |
| Noncurrent Assets: | | | | | |
| 0108 Restricted Cash and Cash Equivalents | | | | | |
| 0160 Advances to Other Funds (Long-Term Loans) | | | | | |
| 0211 Land | | | | | |
| 0212 Site Improvements (net) | | | | | |
| 0220 Building & Building Improvements (net) | | | | | |
| 0230 Furniture & Equipment (net) | | | 130,001 | | 130,001 |
| 0250 Construction in Progress | | | | | |
| 0260 LT Prepayments (net Acc Amort LT Prepayments) | | | | | |
| Total NonCurrent Assets | | | | 130,001 | 130,001 |
| 0910 Deferred Outflows Of Resources | | | | | |
| TOTAL ASSETS AND DEFERRED OUTFLOW OF RESOURCES | | | | 430,175 | 430,175 |

Amounts Expressed in Whole Dollars

| | Food Service (51) | Child Care Operations (52) | Other Enterprise Funds (58) | TOTAL | Internal Service (60) |
|--|-------------------------|----------------------------------|--------------------------------------|----------------|-----------------------------|
| LIABILITIES, DEFERRED INFLOWS OF RESOURCES AND NET POSITION | | | | | |
| Current Liabilities: | | | | | |
| 0400 Due to Other Funds | | | | 190,232 | |
| 0411 Due to Other Governments | | | | | |
| 0413 Due to Component Units | | | | | |
| 0420 Accounts Payable | | 403 | | | 403 |
| 0430 Contracts Payable | | | | | |
| 0440 Curr. Portion of LT Debt (incl. ST Comp Abs, OPEB) | | | | | |
| 0450 Short-Term Payables | | | | | |
| 0461 Accrued Salaries and Benefits | | 2,028 | | | 2,028 |
| 0462 Payroll Deductions and Withholdings | | | | | |
| 0480 Unearned Revenues | | 12,888 | | | 12,888 |
| 0490 Other Current Liabilities | | | | | |
| Total Current Liabilities | | | | 205,551 | 205,551 |
| Noncurrent Liabilities: | | | | | |
| 0470 Advances from Other Funds | | | | | |
| 0510 Bonds Payable | | | | | |
| 0520 Extended Term Financing Agreements Payable | | | | | |
| 0530 Lease Purchase Obligations | | | | | |
| 0540 LT Portion of Compensated Absences | | 16,638 | | | 16,638 |
| 0550 Authority Lease Obligations | | | | | |
| 0599 Other Long-Term Liabilities | | | | | |
| Total NonCurrent Liabilities | | | | 16,638 | 16,638 |
| TOTAL LIABILITIES | | | | 222,189 | 222,189 |
| 0950 Deferred Inflows Of Resources | | | | | |
| NET POSITION | | | | | |
| 0791 Invested in Capital Assets Net of Related Debt | | | | 130,001 | |
| 0798 Restricted for Legal Purposes (0792-0798) | | | | | |
| 0799 Unrestricted | | | 77,985 | | 77,985 |
| TOTAL NET POSITION | | | | 207,986 | 207,986 |
| TOTAL LIABILITIES, DEFERRED INFLOWS OF RESOURCES AND NET POSITION | | | | 430,175 | 430,175 |

STATEMENT OF REVENUES, EXPENSES, AND CHANGES IN FUND NET POSITION (REP)

Proprietary Funds

Page PRO-9A

Amounts Expressed in Whole Dollars

| | Food Service (51) | Child Care Operations (52) | Other Enterprise Funds (58) | TOTAL | Internal Service (60) |
|---|-------------------|----------------------------|-----------------------------|------------------|-----------------------|
| OPERATING REVENUES | | | | | |
| 6600 Food Service Revenue | 404,010 | | | 404,010 | |
| 6900 Charges for Services | | | | | |
| 6999 Other Operating Revenues | | | | | |
| TOTAL OPERATING REVENUES | 404,010 | | | 404,010 | |
| OPERATING EXPENSES | | | | | |
| 100 Salaries | 340,234 | | | 340,234 | |
| 200 Employee Benefits | 158,410 | | | 158,410 | |
| 300 Purchased Professional and Technical Service | | | | | |
| 400 Purchased Property Services | 13,688 | | | 13,688 | |
| 500 Other Purchased Service | 1,389 | | | 1,389 | |
| 600 Supplies | 378,587 | | | 378,587 | |
| 700 Depreciation | 34,077 | | | 34,077 | |
| 810 Dues and Fees | 245 | | | 245 | |
| 890 Other Operating Expenditures | 15 | | | 15 | |
| TOTAL OPERATING EXPENSES | 926,645 | | | 926,645 | |
| OPERATING INCOME (LOSS) | (522,635) | | | (522,635) | |
| NONOPERATING REVENUES (EXPENSES) | | | | | |
| 6500 Earnings on Investments | 31 | | | 31 | |
| 6920 Contributions and Donations - Private Sources | | | | | |
| 6930 Gain / Loss on Sale of Fixed Assets | | | | | |
| 6991 Refunds of Prior Year Expenditures | | | | | |
| 7000 State Sources | 67,963 | | | 67,963 | |
| 8000 Federal Sources | 396,988 | | | 396,988 | |
| 820 Claims and Judgements | | | | | |
| 830 Interest Expenses | | | | | |
| TOTAL NONOPERATING REVENUES (EXPENSES) | 464,982 | | | 464,982 | |
| INCOME (LOSS) BEFORE CONTRIBUTIONS AND TRANSFERS | (57,653) | | | (57,653) | |

STATEMENT OF REVENUES, EXPENSES, AND CHANGES IN FUND NET POSITION (REP)

Proprietary Funds

Page PRO-10A

Amounts Expressed in Whole Dollars

CONTRIBUTIONS AND TRANSFERS

9500 Capital Contributions
 9998 Transfers from (to) Component Units or Primary Govt
 9999 Transfers In (Out)

54,522

54,522

CHANGE IN NET POSITION

(3,131)

(3,131)

0041 Net Position - Beginning of Fiscal Year
 0057 Accounting Changes / Residual Equity Transfers
 0061 Prior Period Adjustment

211,117

211,117

NET POSITION - END OF YEAR

207,986

207,986

| | Food Service (51) | Child Care Operations (52) | Other Enterprise Funds (58) | TOTAL | Internal Service (60) |
|---|-------------------------|----------------------------------|--------------------------------------|------------------|-----------------------------|
| Cash Flows From Operating Activities | | | | | |
| 9937 | | | | 405,471 | |
| 9938 | | | | | 405,471 |
| 9939 | | | | | |
| 9940 | | | | | |
| 9941 | | | | 501,351 | |
| 9942 | | | | | 501,351 |
| 9943 | | | | 337,688 | |
| 9944 | | | | | 337,688 |
| Net Cash Provided By (Used For) Operating Activities | | | | (433,568) | (433,568) |
| Cash Flows From Non-Capital Financing Activities | | | | | |
| 6000 | | | | | |
| 7000 | | | | 67,633 | |
| 8000 | | | | 335,967 | |
| 9917 | | | | | |
| 9918 | | | | | |
| 9919 | | | | | |
| 9920 | | | | 66,134 | |
| 9921 | | | | | 66,134 |
| 9922 | | | | | |
| Net Cash Prov By (Used for) Non-Capital Financing Activities | | | | 469,734 | 469,734 |
| Cash Flows From Capital and Related Financing Activities | | | | | |
| 4000 | | | | | |
| 6930 | | | | (1,424) | |
| 9200 | | | | | (1,424) |
| 9925 | | | | | |
| 9926 | | | | | |
| 9927 | | | | | |
| Net Cash Prov By (Used for) Capital and Related Financing Activities | | | | (1,424) | (1,424) |
| Cash Flows From Investing Activities | | | | | |
| 6500 | | | | 31 | |
| 9929 | | | | | 31 |
| 9930 | | | | | |
| 9931 | | | | | |
| 9932 | | | | | |
| Net Cash Prov By (Used for) Investing Activities | | | | 31 | 31 |

| | Food Service (51) | Child Care Operations (52) | Other Enterprise Funds (58) | TOTAL | Internal Service (60) |
|---|-------------------------|----------------------------------|--------------------------------------|------------------|-----------------------------|
| Net Inc (Dec) in Cash and Cash Flow | 34,773 | | | 34,773 | |
| 9935 Cash and Cash Equivalents Beginning of Year | 228,887 | | | 228,887 | |
| Cash and Cash Equivalents at Year End | 263,660 | | | 263,660 | |
| <hr/> | | | | | |
| 9900 Other Financing Sources Not Listed (9000 Series) | (522,635) | | | (522,635) | |
| Adjustments to Reconcile Operating Income (Loss) to Net Cash Provided by (Used for): | | | | | |
| 9901 Depreciation and Net Amortization | 34,077 | | | 34,077 | |
| 9902 Provision for Uncollectible Accounts | | | | | |
| 9903 Other Adjustments | 56,683 | | | 56,683 | |
| 9904 (Inc) Dec In Accounts Receivable (0120-0150) | (450) | | | (450) | |
| 9905 Advances to Other Funds (0160) | | | | | |
| 9906 (Inc) Dec in Inventories (0170) | (850) | | | (850) | |
| 9907 (Inc) Dec in Prepaid Expenses (0180) | | | | | |
| 9908 (Inc) Dec in Other Current Assets (0190) | | | | | |
| 9909 Inc (Dec) in Accounts Payable (0400-0450) | 403 | | | 403 | |
| 9910 Inc (Dec) in Accrued Salaries/Benefits (0461) | (2,476) | | | (2,476) | |
| 9911 Inc (Dec) in Payroll Deductions/Withholding (0462) | | | | | |
| 9912 Inc (Dec) in Advances from Other Funds (0470) | | | | | |
| 9913 Inc (Dec) in Unearned Revenue (0480) | 1,911 | | | 1,911 | |
| 9914 Inc (Dec) in Other Current Liabilities (0490) | (231) | | | (231) | |
| Total Adjustments | 89,067 | | | 89,067 | |
| Cash Provided By (Used For) Total | (433,568) | | | (433,568) | |

Amounts Expressed in Whole Dollars

ASSETS AND DEFERRED OUTFLOWS OF RESOURCES

Assets

| | Private Purpose Trust (71) | Investment Trust (72) | Pension Trust (73) | Activity (81) | Other Agency (89) |
|--|----------------------------------|-----------------------------|--------------------------|------------------|-------------------------|
| 0100 Cash and Cash Equivalents | | | | 208,679 | 223,698 |
| 0110 Investments | | | | | |
| 0130 Due From Other Funds | | | | | |
| 0147 Due From Component Units | | | | | |
| 0150 Other Receivables | | | | | |
| 0160 Advances to Other Funds | | | | | |
| 0170 Inventories | | | | | |
| 0180 Prepaid Expenses / Expenditures | | | | | |
| 0190 Other Current Assets | | | | | |
| 0220 Building & Building Improvements (net) | | | | | |
| 0230 Furniture & Equipment (net) | | | | | |
| TOTAL ASSETS | | | | 208,679 | 223,698 |
| 0910 Deferred Outflows Of Resources | | | | | |
| TOTAL ASSETS AND DEFERRED OUTFLOWS OF RESOURCES | | | | 208,679 | 223,698 |

| Component Units (98) | Component Units (99) | Total Fiduciary Funds | |
|----------------------------|----------------------------|-----------------------------|------|
| | | 432,377 | 0100 |
| | | | 0110 |
| | | | 0130 |
| | | | 0147 |
| | | | 0150 |
| | | | 0160 |
| | | | 0170 |
| | | | 0180 |
| | | | 0190 |
| | | | 0220 |
| | | | 0230 |
| | | 432,377 | |
| | | | 0910 |
| | | 432,377 | |

Amounts Expressed in Whole Dollars

| Private Purpose Trust (71) | Investment Trust (72) | Pension Trust (73) | Activity (81) | Other Agency (89) |
|----------------------------------|-----------------------------|--------------------------|------------------|-------------------------|
|----------------------------------|-----------------------------|--------------------------|------------------|-------------------------|

LIABILITIES, DEFERRED INFLOWS OF RESOURCES AND NET POSITION

Liabilities

| | | | | | |
|--------------------------|-------------------------------------|--|--|----------------|----------------|
| 0400 | Due to Other Funds | | | | |
| 0411 | Due to Other Governments | | | | 223,698 |
| 0412 | Due to Primary Government | | | | |
| 0413 | Due to Component Units | | | | |
| 0420 | Accounts Payable | | | | |
| 0430 | Contracts Payable | | | | |
| 0450 | Short-Term Payables | | | | |
| 0461 | Accrued Salaries and Benefits | | | | |
| 0462 | Payroll Deductions and Withholdings | | | | |
| 0470 | Advances from Other Funds | | | | |
| 0480 | Unearned Revenues | | | | |
| 0490 | Other Current Liabilities | | | 208,679 | |
| TOTAL LIABILITIES | | | | 208,679 | 223,698 |

0950 Deferred Inflows Of Resources

Net Position

| | | | | | |
|--|--|--|--|----------------|----------------|
| 0791 | Invested in Capital Assets Net of Related Debt | | | | |
| 0798 | Restricted for Legal Purposes (0792-0798) | | | | |
| 0799 | Unrestricted | | | | |
| TOTAL NET POSITION | | | | | |
| TOTAL LIABILITIES, DEFERRED INFLOWS OF RESOURCES AND NET POSITION | | | | 208,679 | 223,698 |

| Component Units (98) | Component Units (99) | Total Fiduciary Funds | |
|----------------------------|----------------------------|-----------------------------|------|
| | | | 0400 |
| | | 223,698 | 0411 |
| | | | 0412 |
| | | | 0413 |
| | | | 0420 |
| | | | 0430 |
| | | | 0450 |
| | | | 0461 |
| | | | 0462 |
| | | | 0470 |
| | | | 0480 |
| | | 208,679 | 0490 |
| | | 432,377 | |
| | | | 0950 |
| | | | 0791 |
| | | | 0798 |
| | | | 0799 |
| | | | |
| | | 432,377 | |

| Amounts Expressed in Whole Dollars | | Private Purpose Trust (71) | Investment Trust (72) | Pension Trust (73) | Component Units (98) | Component Units (99) |
|--|---|----------------------------------|-----------------------------|--------------------------|----------------------------|----------------------------|
| Additions | | | | | | |
| 9945 | Gifts and Contributions | | | | | |
| 9946 | Other Additions | | | | | |
| Deductions | | | | | | |
| 9947 | Scholarships Awarded | | | | | |
| 9948 | Other Deductions | | | | | |
| Change In Net Position | | | | | | |
| 0041 | Net Position - Beginning of Fiscal Year | | | | | |
| 9949 | Net Position Held in Trust for Pension Benefits | | | | | |
| Net Position - End of Fiscal Year | | | | | | |


**Total
Fiduciary
Funds**

9945

9946


9947

9948



0041

9949



| | | AMOUNT | TOTAL |
|-------------|--|---------------|----------------------|
| 6000 | Revenue from Local Sources | | |
| 6111 | Current Real Estate Taxes | 11,455,709.48 | |
| 6112 | Interim Real Estate Taxes | 78,527.85 | |
| 6113 | Public Utility Realty Tax | 18,603.08 | |
| 6120 | Current Per Capita Taxes, Sec. 679 | 41,961.40 | |
| 6140 | Current Act 511 Taxes - Flat Rate Assessments | 64,317.10 | |
| 6150 | Current Act 511 Taxes - Proportional Assessments | 3,110,259.54 | |
| 6400 | Delinq on Taxes Levied/Assessed by the LEA | 778,946.90 | |
| 6500 | Earnings on Investments | 4,279.83 | |
| 6700 | Revenue From Student Activities | 57,944.83 | |
| 6831 | Federal Rev. Rcvd. from Other PA Public Schools | 4,282.00 | |
| 6832 | Federal IDEA Pass Through Revenue | 213,790.00 | |
| 6890 | Other Revenue From Intermediary Sources | 9,028.78 | |
| 6910 | Rentals | 29,572.97 | |
| 6941 | Regular Day School Tuition | 3,261.00 | |
| 6942 | Summer School Tuition | 3,630.00 | |
| 6944 | Receipts from Other LEAS in PA - Education | 51,713.91 | |
| 6000 | Total Revenue from Local Sources | | 15,925,828.67 |
| 7000 | Revenue from State Sources | | |
| 7110 | Basic Education Funding (Gross) | 6,083,869.53 | |
| 7160 | Tuition - Orphans & Children Placed in Priv. Homes | 15,882.28 | |
| 7220 | Vocational Education | 37,417.64 | |
| 7271 | Special Education Funding for School Aged Pupils | 1,252,459.42 | |
| 7310 | Transportation (Regular and Additional) | 572,236.06 | |
| 7320 | Rental and Sinking Fund Payments | 288,996.30 | |
| 7330 | Health Services | 38,005.18 | |
| 7340 | State Property Tax Reduction Allocation | 896,548.23 | |
| 7501 | PA Accountability Grant | 134,604.00 | |
| 7810 | Revenue for Social Security Payments | 486,814.41 | |
| 7820 | Revenue for Retirement Payments | 1,088,658.89 | |
| 7000 | Total Revenue from State Sources | | 10,895,491.94 |

| | | AMOUNT | TOTAL |
|-------------|--|------------|-------------------|
| 8000 | Revenue from Federal Sources | | |
| 8514 | NCLB, Title I - Imprv. Acad. Ach. (Disadvantaged) | 350,548.62 | |
| 8515 | NCLB, Title II - Prep/Trng/Recruit. HQ Tchrs/Prin. | 73,126.00 | |
| 8521 | Vocational Education - Operating Expenditures | 24,738.00 | |
| 8820 | Medical Asst Reimb for Admin Claiming | 15,028.33 | |
| 8000 | Total Revenue from Federal Sources | | 463,440.95 |

SUMMARY OF GENERAL FUND REVENUES AND OTHER FINANCING SOURCES

| | <u>AMOUNT</u> | <u>TOTAL</u> |
|------------------------------|---------------|----------------------|
| Revenue from Local Sources | 15,925,828.67 | |
| Revenue from State Sources | 10,895,491.94 | |
| Revenue from Federal Sources | 463,440.95 | |
| Other Financing Sources | | |
| | | 27,284,761.56 |

| | Taxable Assessed Value | Tax Levy | Taxes Collected |
|-------------|--|-------------------|-------------------|
| 6111 Totals | <u>1,248,776,700</u> | <u>12,309,854</u> | <u>11,455,709</u> |
| 6140 | Current Act 511 Taxes - Flat Rate Assessments | | |
| 6141 | Per Capita Taxes | 41,961.40 | |
| 6143 | Emergency and Municipal Services Tax | 22,355.70 | |
| 6140 | Current Act 511 Taxes - Flat Rate Assessments | | 64,317.10 |
| 6150 | Current Act 511 Taxes - Proportional Assessments | | |
| 6151 | Earned Income Taxes | 1,623,917.93 | |
| 6152 | Occupation Taxes - Millage | 1,228,409.65 | |
| 6153 | Real Estate Transfer Taxes | 257,931.96 | |
| 6150 | Current Act 511 Taxes - Proportional Assessments | | 3,110,259.54 |

| <u>REVENUE FROM LOCAL SOURCES</u> | | TAX REVENUE REPORTED <u>IN CURRENT YEAR</u> | CURRENT YEAR <u>TAX ACCRUAL</u> | PRIOR YEAR <u>TAX ACCRUAL</u> | TAXES COLLECTED <u>IN CURRENT YEAR</u> |
|-----------------------------------|--|--|------------------------------------|----------------------------------|---|
| 6111 | Current Real Estate Taxes | 11,455,709.48 | 0.00 | 0.00 | 11,455,709.48 |
| 6112 | Interim Real Estate Taxes | 78,527.85 | 0.00 | 0.00 | 78,527.85 |
| 6113 | Public Utility Realty Tax | 18,603.08 | 0.00 | 0.00 | 18,603.08 |
| 6120 | Current Per Capita Taxes, Sec. 679 | 41,961.40 | 0.00 | 0.00 | 41,961.40 |
| 6140 | Current Act 511 Taxes - Flat Rate Assessments | 64,317.10 | 3,597.44 | 2,577.38 | 63,297.04 |
| 6150 | Current Act 511 Taxes - Proportional Assessments | 3,110,259.54 | 283,893.50 | 208,791.70 | 3,035,157.74 |
| 6400 | Delinq on Taxes Levied/Assessed by the LEA | 778,946.90 | 80,000.00 | 165,000.00 | 863,946.90 |
| 6999 TOTAL TAXES | | 15,548,325.35 | 367,490.94 | 376,369.08 | 15,557,203.49 |

| <u>REVENUE FROM DELINQUENT TAXES</u> | | TAX REVENUE REPORTED <u>IN CURRENT YEAR</u> | CURRENT YEAR <u>TAX ACCRUAL</u> | PRIOR YEAR <u>TAX ACCRUAL</u> | TAXES COLLECTED <u>IN CURRENT YEAR</u> |
|--------------------------------------|--|--|------------------------------------|----------------------------------|---|
| 6411 | Delinquent Real Estate Taxes | 482,133.10 | 48,000.00 | 108,000.00 | 542,133.10 |
| 6412 | Delinquent Interim Real Estate Taxes | | | | |
| 6431 | Delinquent Act 1 Earned Income Taxes | | | | |
| 6432 | Delinquent Act 1 Personal Income Taxes | 296,813.80 | 32,000.00 | 57,000.00 | 321,813.80 |
| 6451 | Delinquent Act 511 Earned Income Taxes | | | | |
| 6461 | Delinquent Earned Income Taxes | | | | |
| TOTAL TAXES | | 778,946.90 | 80,000.00 | 165,000.00 | 863,946.90 |

| | <u>Amount</u> | <u>Total</u> |
|---|---------------|-----------------------------|
| 1000 Instruction | | |
| 1100 Regular Programs - E/S | 12,142,582.13 | |
| 1200 Special and Gifted Education | 3,893,021.88 | |
| 1300 Vocational Education Programs | 1,079,541.65 | |
| 1400 Other Instructional Programs - E/S | 304,762.08 | |
| | | 17,419,907.74 |
| 2000 Support Services | | |
| 2100 Pupil Personnel | 678,979.59 | |
| 2200 Instructional Staff | 1,204,239.45 | |
| 2300 Administration | 1,717,258.05 | |
| 2400 Pupil Health | 216,492.12 | |
| 2500 Business | 275,774.92 | |
| 2600 Operation & Maintenance of Plant Services | 1,762,848.15 | |
| 2700 Student Transportation Services | 1,082,787.44 | |
| 2900 Other Support Services | 18,043.45 | |
| | | 6,956,423.17 |
| 3000 Operation of Noninstructional Services | | |
| 3200 Student Activities | 436,001.63 | |
| 3300 Community Services | 5,257.37 | |
| | | 441,259.00 |
| 5000 Other Expenditures and Financing Uses | | |
| 5100 Debt Service, Other Expenditures and Fin Uses | 1,879,581.26 | |
| 5200 Interfund Transfers Out | 54,521.60 | |
| | | 1,934,102.86 |
| TOTAL ACTUAL EXPENDITURES OTHER FINANCING USES | | <u><u>26,751,692.77</u></u> |

| | <u>Total</u> |
|---|-----------------------------|
| 1000 Instruction | |
| 100 <u>Personnel Services-Salaries</u> | |
| Total Personnel Services-Salaries | 9,136,111.62 |
| 200 <u>Personnel Services-Employee Benefits</u> | |
| 210 Grp Ins - Contracted Provider | 4,116.90 |
| 220 Social Security Contributions | 682,458.78 |
| 230 PSERS Retirement Contributions | 1,510,716.55 |
| 240 Tuition Reimbursements | 97,054.50 |
| 250 Unemployment Compensation | 2,681.27 |
| 260 Workmen's Compensation | 64,335.87 |
| 270 Grp Ins - Self Insurance | 1,854,657.69 |
| 290 Other Employee Benefits | 49,925.79 |
| Total Personnel Services-Employee Benefits | 4,265,947.35 |
| 300 <u>Purchased Professional & Technical Services</u> | |
| Total Purchased Professional & Technical Services | 2,047,839.93 |
| 400 <u>Purchased Property Services</u> | |
| 430 Repairs and Maintenance | 1,602.59 |
| 440 Rentals | 53,778.14 |
| Total Purchased Property Services | 55,380.73 |
| 500 <u>Other Purchased Services</u> | |
| 520 Insurance-General | 378.00 |
| 540 Advertising | 133.58 |
| 560 Tuition | 1,309,825.90 |
| 580 Travel | 19,416.02 |
| 590 Miscellaneous Purchased Services | 1,312.34 |
| Total Other Purchased Services | 1,331,065.84 |
| 600 <u>Supplies</u> | |
| 610 General Supplies | 237,350.39 |
| 620 Energy | 1,214.15 |
| 630 Food | 40.47 |
| 640 Books & Periodicals | 153,493.98 |
| Total Supplies | 392,098.99 |
| 700 <u>Property</u> | |
| 750 Equipment - Original & Additional | 182,672.13 |
| 760 Equipment - Replacement | 6,968.17 |
| Total Property | 189,640.30 |
| 800 <u>Other Objects</u> | |
| Total Other Objects | 1,822.98 |
| Total 1000 Instruction | <u>17,419,907.74</u> |

| | <u>Elementary</u> | <u>Secondary</u> | <u>Federal</u> | <u>Total</u> |
|---|----------------------------|----------------------------|--------------------------|-----------------------------|
| 1100 Regular Programs - E/S | | | | |
| 100 <u>Personnel Services-Salaries</u> | | | | |
| Total Personnel Services-Salaries | 3,605,976.81 | 3,242,339.19 | 350,904.14 | 7,199,220.14 |
| 200 <u>Personnel Services-Employee Benefits</u> | | | | |
| 210 Grp Ins - Contracted Provider | 1,600.36 | 1,362.14 | 213.40 | 3,175.90 |
| 220 Social Security Contributions | 270,140.41 | 243,611.46 | 25,517.63 | 539,269.50 |
| 230 PSERS Retirement Contributions | 600,498.17 | 529,168.22 | 56,644.10 | 1,186,310.49 |
| 240 Tuition Reimbursements | 57,593.23 | 32,461.27 | | 90,054.50 |
| 250 Unemployment Compensation | 1,230.70 | 1,450.57 | | 2,681.27 |
| 260 Workmen's Compensation | 25,499.30 | 22,838.43 | 2,429.40 | 50,767.13 |
| 270 Grp Ins - Self Insurance | 744,654.95 | 587,434.71 | 76,910.55 | 1,409,000.21 |
| 290 Other Employee Benefits | 18,895.19 | 22,270.81 | | 41,166.00 |
| Total Personnel Services-Employee Benefits | 1,720,112.31 | 1,440,597.61 | 161,715.08 | 3,322,425.00 |
| 300 <u>Purchased Professional & Technical Services</u> | | | | |
| Total Purchased Professional & Technical Services | 21,662.10 | 213,336.32 | 18,693.00 | 253,691.42 |
| 400 <u>Purchased Property Services</u> | | | | |
| 430 Repairs and Maintenance | 246.00 | 514.67 | | 760.67 |
| 440 Rentals | 23,183.24 | 27,324.90 | | 50,508.14 |
| Total Purchased Property Services | 23,429.24 | 27,839.57 | | 51,268.81 |
| 500 <u>Other Purchased Services</u> | | | | |
| 561 Tuition to Other School Districts Within The State | 23,735.60 | 17,672.97 | | 41,408.57 |
| 562 Tuition to Pennsylvania Charter Schools | 393,739.95 | 305,926.12 | | 699,666.07 |
| 568 Tuition for PRRIs (in-state) and Detention Centers | 26,656.06 | 44,574.21 | | 71,230.27 |
| 580 Travel | 495.86 | 335.04 | 365.08 | 1,195.98 |
| Total Other Purchased Services | 444,627.47 | 368,508.34 | 365.08 | 813,500.89 |
| 600 <u>Supplies</u> | | | | |
| 610 General Supplies | 112,076.54 | 70,286.39 | 327.00 | 182,689.93 |
| 640 Books & Periodicals | 57,085.74 | 90,340.33 | | 147,426.07 |
| Total Supplies | 169,162.28 | 160,626.72 | 327.00 | 330,116.00 |
| 700 <u>Property</u> | | | | |
| 750 Equipment - Original & Additional | 77,918.09 | 89,016.25 | | 166,934.34 |
| 760 Equipment - Replacement | 360.18 | 3,377.35 | | 3,737.53 |
| Total Property | 78,278.27 | 92,393.60 | | 170,671.87 |
| 800 <u>Other Objects</u> | | | | |
| Total Other Objects | 851.28 | 836.72 | | 1,688.00 |
| Total 1100 Regular Programs - E/S | <u>6,064,099.76</u> | <u>5,546,478.07</u> | <u>532,004.30</u> | <u>12,142,582.13</u> |

| | <u>Elementary</u> | <u>Secondary</u> | <u>Federal</u> | <u>Total</u> |
|---|----------------------------|----------------------------|----------------|----------------------------|
| 1200 Special and Gifted Education | | | | |
| 100 Personnel Services-Salaries | | | | |
| Total Personnel Services-Salaries | 438,998.98 | 782,552.80 | | 1,221,551.78 |
| 200 Personnel Services-Employee Benefits | | | | |
| 210 Grp Ins - Contracted Provider | 239.27 | 399.43 | | 638.70 |
| 220 Social Security Contributions | 32,316.50 | 57,598.86 | | 89,915.36 |
| 230 PSERS Retirement Contributions | 74,174.51 | 129,403.65 | | 203,578.16 |
| 260 Workmen's Compensation | 3,081.87 | 5,478.48 | | 8,560.35 |
| 270 Grp Ins - Self Insurance | 106,283.63 | 188,623.89 | | 294,907.52 |
| 290 Other Employee Benefits | 1,005.21 | 1,184.79 | | 2,190.00 |
| Total Personnel Services-Employee Benefits | 217,100.99 | 382,689.10 | | 599,790.09 |
| 300 Purchased Professional & Technical Services | | | | |
| Total Purchased Professional & Technical Services | 737,287.82 | 1,055,732.04 | | 1,793,019.86 |
| 500 Other Purchased Services | | | | |
| 540 Advertising | 61.31 | 72.27 | | 133.58 |
| 561 Tuition to Other School Districts Within The State | 1,675.22 | 113,293.53 | | 114,968.75 |
| 562 Tuition to Pennsylvania Charter Schools | 81,965.70 | 118,494.13 | | 200,459.83 |
| 568 Tuition for PRRIs (in-state) and Detention Centers | (35,510.98) | (26,186.35) | | (61,697.33) |
| 580 Travel | 64.12 | 131.38 | | 195.50 |
| 594 IU Payment by Withholding for Institutionalized Children's Prog | 602.36 | 709.98 | | 1,312.34 |
| Total Other Purchased Services | 48,857.73 | 206,514.94 | | 255,372.67 |
| 600 Supplies | | | | |
| 610 General Supplies | 2,652.35 | 4,386.05 | | 7,038.40 |
| 640 Books & Periodicals | 407.06 | 2,435.75 | | 2,842.81 |
| Total Supplies | 3,059.41 | 6,821.80 | | 9,881.21 |
| 700 Property | | | | |
| 750 Equipment - Original & Additional | 914.92 | 11,402.88 | | 12,317.80 |
| 760 Equipment - Replacement | | 1,048.49 | | 1,048.49 |
| Total Property | 914.92 | 12,451.37 | | 13,366.29 |
| 800 Other Objects | | | | |
| Total Other Objects | 13.11 | 26.87 | | 39.98 |
| Total 1200 Special and Gifted Education | <u>1,446,232.96</u> | <u>2,446,788.92</u> | | <u>3,893,021.88</u> |

| | <u>Secondary</u> | <u>Federal</u> | <u>Total</u> |
|---|----------------------------|-------------------------|----------------------------|
| 1300 Vocational Education Programs | | | |
| 100 <u>Personnel Services-Salaries</u> | | | |
| Total Personnel Services-Salaries | 561,759.88 | 6,328.32 | 568,088.20 |
| 200 <u>Personnel Services-Employee Benefits</u> | | | |
| 210 Grp Ins - Contracted Provider | 248.70 | | 248.70 |
| 220 Social Security Contributions | 41,838.09 | 483.94 | 42,322.03 |
| 230 PSERS Retirement Contributions | 94,826.68 | 1,071.33 | 95,898.01 |
| 240 Tuition Reimbursements | 8,160.00 | | 8,160.00 |
| 260 Workmen's Compensation | 3,933.12 | 44.30 | 3,977.42 |
| 270 Grp Ins - Self Insurance | 115,166.32 | | 115,166.32 |
| 290 Other Employee Benefits | 6,569.79 | | 6,569.79 |
| Total Personnel Services-Employee Benefits | 270,742.70 | 1,599.57 | 272,342.27 |
| 300 <u>Purchased Professional & Technical Services</u> | | | |
| Total Purchased Professional & Technical Services | 1,128.65 | | 1,128.65 |
| 400 <u>Purchased Property Services</u> | | | |
| 430 Repairs and Maintenance | 841.92 | | 841.92 |
| Total Purchased Property Services | 841.92 | | 841.92 |
| 500 <u>Other Purchased Services</u> | | | |
| 564 Tuition to Career and Technology Centers | 162,729.84 | | 162,729.84 |
| 580 Travel | 6,191.43 | 11,833.11 | 18,024.54 |
| Total Other Purchased Services | 168,921.27 | 11,833.11 | 180,754.38 |
| 600 <u>Supplies</u> | | | |
| 610 General Supplies | 42,486.99 | 4,977.00 | 47,463.99 |
| 640 Books & Periodicals | 3,225.10 | | 3,225.10 |
| Total Supplies | 45,712.09 | 4,977.00 | 50,689.09 |
| 700 <u>Property</u> | | | |
| 750 Equipment - Original & Additional | 3,419.99 | | 3,419.99 |
| 760 Equipment - Replacement | 2,182.15 | | 2,182.15 |
| Total Property | 5,602.14 | | 5,602.14 |
| 800 <u>Other Objects</u> | | | |
| Total Other Objects | 95.00 | | 95.00 |
| Total 1300 Vocational Education Programs | <u>1,054,803.65</u> | <u>24,738.00</u> | <u>1,079,541.65</u> |

| | <u>Elementary</u> | <u>Secondary</u> | <u>Federal</u> | <u>Total</u> |
|--|-------------------------|--------------------------|------------------------|--------------------------|
| 1400 Other Instructional Programs - E/S | | | | |
| 100 <u>Personnel Services-Salaries</u> | | | | |
| Total Personnel Services-Salaries | 4,351.64 | 142,899.86 | | 147,251.50 |
| 200 <u>Personnel Services-Employee Benefits</u> | | | | |
| 210 Grp Ins - Contracted Provider | | 53.60 | | 53.60 |
| 220 Social Security Contributions | 332.90 | 10,618.99 | | 10,951.89 |
| 230 PSERS Retirement Contributions | 736.75 | 24,193.14 | | 24,929.89 |
| 240 Tuition Reimbursements | (380.48) | (779.52) | | (1,160.00) |
| 260 Workmen's Compensation | 30.47 | 1,000.50 | | 1,030.97 |
| 270 Grp Ins - Self Insurance | | 31,572.64 | 4,011.00 | 35,583.64 |
| Total Personnel Services-Employee Benefits | 719.64 | 66,659.35 | 4,011.00 | 71,389.99 |
| 400 <u>Purchased Property Services</u> | | | | |
| 440 Rentals | | 3,270.00 | | 3,270.00 |
| Total Purchased Property Services | | 3,270.00 | | 3,270.00 |
| 500 <u>Other Purchased Services</u> | | | | |
| 520 Insurance-General | | 378.00 | | 378.00 |
| 560 Tuition | 13,400.10 | 67,659.80 | | 81,059.90 |
| Total Other Purchased Services | 13,400.10 | 68,037.80 | | 81,437.90 |
| 600 <u>Supplies</u> | | | | |
| 610 General Supplies | | 158.07 | | 158.07 |
| 620 Energy | | 1,214.15 | | 1,214.15 |
| 630 Food | | 40.47 | | 40.47 |
| Total Supplies | | 1,412.69 | | 1,412.69 |
| Total 1400 Other Instructional Programs - E/S | <u>18,471.38</u> | <u>282,279.70</u> | <u>4,011.00</u> | <u>304,762.08</u> |

| | <u>Secondary</u> | <u>Federal</u> | <u>Total</u> |
|--|--------------------------|----------------|--------------------------|
| 1410 Driver's Education | | | |
| 100 <u>Personnel Services-Salaries</u> | | | |
| Total Personnel Services-Salaries | 68,934.75 | | 68,934.75 |
| 200 <u>Personnel Services-Employee Benefits</u> | | | |
| 210 Grp Ins - Contracted Provider | 26.80 | | 26.80 |
| 220 Social Security Contributions | 5,134.46 | | 5,134.46 |
| 230 PSERS Retirement Contributions | 11,670.75 | | 11,670.75 |
| 260 Workmen's Compensation | 482.60 | | 482.60 |
| 270 Grp Ins - Self Insurance | 14,028.96 | | 14,028.96 |
| Total Personnel Services-Employee Benefits | 31,343.57 | | 31,343.57 |
| 400 <u>Purchased Property Services</u> | | | |
| 440 Rentals | 3,270.00 | | 3,270.00 |
| Total Purchased Property Services | 3,270.00 | | 3,270.00 |
| 500 <u>Other Purchased Services</u> | | | |
| 520 Insurance-General | 378.00 | | 378.00 |
| Total Other Purchased Services | 378.00 | | 378.00 |
| 600 <u>Supplies</u> | | | |
| 610 General Supplies | 158.07 | | 158.07 |
| 620 Energy | 1,214.15 | | 1,214.15 |
| Total Supplies | 1,372.22 | | 1,372.22 |
| Total 1410 Driver's Education | <u>105,298.54</u> | | <u>105,298.54</u> |

| | <u>Elementary</u> | <u>Secondary</u> | <u>Federal</u> | <u>Total</u> |
|---|------------------------|------------------------|----------------|------------------------|
| 1420 Summer School | | | | |
| 100 Personnel Services-Salaries | | | | |
| Total Personnel Services-Salaries | 1,197.99 | 1,412.01 | | 2,610.00 |
| 200 Personnel Services-Employee Benefits | | | | |
| 220 Social Security Contributions | 91.65 | 108.03 | | 199.68 |
| 230 PSERS Retirement Contributions | 202.82 | 239.06 | | 441.88 |
| 260 Workmen's Compensation | 8.39 | 9.88 | | 18.27 |
| Total Personnel Services-Employee Benefits | 302.86 | 356.97 | | 659.83 |
| 600 Supplies | | | | |
| 630 Food | | 40.47 | | 40.47 |
| Total Supplies | | 40.47 | | 40.47 |
| Total 1420 Summer School | <u>1,500.85</u> | <u>1,809.45</u> | | <u>3,310.30</u> |

| | <u>Elementary</u> | <u>Secondary</u> | <u>Federal</u> | <u>Total</u> |
|--|------------------------|------------------------|----------------|-------------------------|
| 1430 Homebound Instruction | | | | |
| 100 <u>Personnel Services-Salaries</u> | | | | |
| Total Personnel Services-Salaries | 3,153.65 | 1,992.10 | | 5,145.75 |
| 200 <u>Personnel Services-Employee Benefits</u> | | | | |
| 220 Social Security Contributions | 241.25 | 152.42 | | 393.67 |
| 230 PSERS Retirement Contributions | 533.93 | 337.28 | | 871.21 |
| 260 Workmen's Compensation | 22.08 | 13.98 | | 36.06 |
| Total Personnel Services-Employee Benefits | 797.26 | 503.68 | | 1,300.94 |
| 500 <u>Other Purchased Services</u> | | | | |
| 568 Tuition for PRRIs (in-state) and Detention Centers | 1,381.25 | 2,566.84 | | 3,948.09 |
| Total Other Purchased Services | 1,381.25 | 2,566.84 | | 3,948.09 |
| Total 1430 Homebound Instruction | <u>5,332.16</u> | <u>5,062.62</u> | | <u>10,394.78</u> |

| | <u>Elementary</u> | <u>Secondary</u> | <u>Federal</u> | <u>Total</u> |
|---|-------------------------|--------------------------|----------------|--------------------------|
| 1440 Alternative Regular Education | | | | |
| 100 Personnel Services-Salaries | | | | |
| Total Personnel Services-Salaries | | 70,561.00 | | 70,561.00 |
| 200 Personnel Services-Employee Benefits | | | | |
| 210 Grp Ins - Contracted Provider | | 26.80 | | 26.80 |
| 220 Social Security Contributions | | 5,224.08 | | 5,224.08 |
| 230 PSERS Retirement Contributions | | 11,946.05 | | 11,946.05 |
| 240 Tuition Reimbursements | (380.48) | (779.52) | | (1,160.00) |
| 260 Workmen's Compensation | | 494.04 | | 494.04 |
| 270 Grp Ins - Self Insurance | | 17,543.68 | | 17,543.68 |
| Total Personnel Services-Employee Benefits | (380.48) | 34,455.13 | | 34,074.65 |
| 500 Other Purchased Services | | | | |
| 560 Tuition | 12,018.85 | 65,092.96 | | 77,111.81 |
| Total Other Purchased Services | 12,018.85 | 65,092.96 | | 77,111.81 |
| Total 1440 Alternative Regular Education | <u>11,638.37</u> | <u>170,109.09</u> | | <u>181,747.46</u> |

| | <u>Elementary</u> | <u>Secondary</u> | <u>Federal</u> | <u>Total</u> |
|--|------------------------|------------------------|----------------|-------------------------|
| 1441 Adjudicated / Court Placed Programs | | | | |
| 500 <u>Other Purchased Services</u> | | | | |
| 561 Tuition to Other School Districts Within The State | 4,815.85 | 5,676.19 | | 10,492.04 |
| Total Other Purchased Services | 4,815.85 | 5,676.19 | | 10,492.04 |
| Total 1441 Adjudicated / Court Placed Programs | <u>4,815.85</u> | <u>5,676.19</u> | | <u>10,492.04</u> |

| | <u>Elementary</u> | <u>Secondary</u> | <u>Federal</u> | <u>Total</u> |
|---|------------------------|--------------------------|----------------|--------------------------|
| 1442 PDE Approved Alternative Education Programs | | | | |
| 100 <u>Personnel Services-Salaries</u> | | | | |
| Total Personnel Services-Salaries | | 70,561.00 | | 70,561.00 |
| 200 <u>Personnel Services-Employee Benefits</u> | | | | |
| 210 Grp Ins - Contracted Provider | | 26.80 | | 26.80 |
| 220 Social Security Contributions | | 5,224.08 | | 5,224.08 |
| 230 PSERS Retirement Contributions | | 11,946.05 | | 11,946.05 |
| 240 Tuition Reimbursements | (380.48) | (779.52) | | (1,160.00) |
| 260 Workmen's Compensation | | 494.04 | | 494.04 |
| 270 Grp Ins - Self Insurance | | 17,543.68 | | 17,543.68 |
| Total Personnel Services-Employee Benefits | (380.48) | 34,455.13 | | 34,074.65 |
| 500 <u>Other Purchased Services</u> | | | | |
| 568 Tuition for PRRIs (in-state) and Detention Centers | 7,203.00 | 59,416.77 | | 66,619.77 |
| Total Other Purchased Services | 7,203.00 | 59,416.77 | | 66,619.77 |
| Total 1442 PDE Approved Alternative Education Programs | <u>6,822.52</u> | <u>164,432.90</u> | | <u>171,255.42</u> |

| | <u>Elementary</u> | <u>Secondary</u> | <u>Federal</u> | <u>Total</u> |
|---|-------------------|------------------|------------------------|------------------------|
| 1490 Additional Other Instruction Programs | | | | |
| 200 <u>Personnel Services-Employee Benefits</u> | | | | |
| 270 Grp Ins - Self Insurance | | | 4,011.00 | 4,011.00 |
| Total Personnel Services-Employee Benefits | | | 4,011.00 | 4,011.00 |
| Total 1490 Additional Other Instruction Programs | | | <u>4,011.00</u> | <u>4,011.00</u> |

| | <u>Total</u> |
|--|----------------------------|
| 2000 Support Services | |
| 100 Personnel Services-Salaries | |
| Total Personnel Services-Salaries | 3,276,575.43 |
| 200 Personnel Services-Employee Benefits | |
| 210 Grp Ins - Contracted Provider | 4,928.62 |
| 220 Social Security Contributions | 245,149.18 |
| 230 PSERS Retirement Contributions | 522,280.56 |
| 240 Tuition Reimbursements | 28,160.00 |
| 250 Unemployment Compensation | 2,343.26 |
| 260 Workmen's Compensation | 23,130.57 |
| 270 Grp Ins - Self Insurance | 551,618.33 |
| 290 Other Employee Benefits | 6,570.00 |
| Total Personnel Services-Employee Benefits | 1,384,180.52 |
| 300 Purchased Professional & Technical Services | |
| Total Purchased Professional & Technical Services | 169,105.73 |
| 400 Purchased Property Services | |
| 410 Cleaning Services | 54,761.99 |
| 420 Utility Services | 73,823.00 |
| 430 Repairs and Maintenance | 114,408.97 |
| 440 Rentals | 19,586.87 |
| Total Purchased Property Services | 262,580.83 |
| 500 Other Purchased Services | |
| 510 Student Transportation Services | 515,163.46 |
| 520 Insurance-General | 123,955.00 |
| 530 Communications | 59,945.98 |
| 540 Advertising | 40,112.43 |
| 580 Travel | 4,987.89 |
| 590 Miscellaneous Purchased Services | 18,043.45 |
| Total Other Purchased Services | 762,208.21 |
| 600 Supplies | |
| 610 General Supplies | 522,349.75 |
| 620 Energy | 411,426.82 |
| 630 Food | 2,340.18 |
| 640 Books & Periodicals | 24,964.87 |
| Total Supplies | 961,081.62 |
| 700 Property | |
| 750 Equipment - Original & Additional | 28,079.26 |
| 760 Equipment - Replacement | 87,500.36 |
| Total Property | 115,579.62 |
| 800 Other Objects | |
| Total Other Objects | 25,111.21 |
| Total 2000 Support Services | <u>6,956,423.17</u> |

| | <u>Federal</u> | <u>Total</u> |
|--|----------------|--------------------------|
| 2100 Pupil Personnel | | |
| 100 <u>Personnel Services-Salaries</u> | | |
| Total Personnel Services-Salaries | | 484,373.03 |
| 200 <u>Personnel Services-Employee Benefits</u> | | |
| 210 Grp Ins - Contracted Provider | | 187.60 |
| 220 Social Security Contributions | | 36,607.55 |
| 230 PSERS Retirement Contributions | | 80,523.50 |
| 240 Tuition Reimbursements | | 1,630.00 |
| 260 Workmen's Compensation | | 3,413.23 |
| 270 Grp Ins - Self Insurance | | 70,213.88 |
| Total Personnel Services-Employee Benefits | | 192,575.76 |
| 500 <u>Other Purchased Services</u> | | |
| 580 Travel | | 871.55 |
| Total Other Purchased Services | | 871.55 |
| 600 <u>Supplies</u> | | |
| 610 General Supplies | | 616.89 |
| 640 Books & Periodicals | | 243.36 |
| Total Supplies | | 860.25 |
| 800 <u>Other Objects</u> | | |
| Total Other Objects | | 299.00 |
| Total 2100 Pupil Personnel | | <u>678,979.59</u> |

| | <u>Elementary</u> | <u>Secondary</u> | <u>Federal</u> | <u>Total</u> |
|--|--------------------------|--------------------------|----------------|--------------------------|
| 2120 Guidance Services | | | | |
| 100 <u>Personnel Services-Salaries</u> | | | | |
| Total Personnel Services-Salaries | 143,107.73 | 242,522.49 | | 385,630.22 |
| 200 <u>Personnel Services-Employee Benefits</u> | | | | |
| 210 Grp Ins - Contracted Provider | 53.39 | 107.41 | | 160.80 |
| 220 Social Security Contributions | 10,831.01 | 18,309.70 | | 29,140.71 |
| 230 PSERS Retirement Contributions | 24,480.77 | 41,357.18 | | 65,837.95 |
| 240 Tuition Reimbursements | 878.00 | 252.00 | | 1,130.00 |
| 260 Workmen's Compensation | 1,012.09 | 1,710.03 | | 2,722.12 |
| 270 Grp Ins - Self Insurance | 23,298.01 | 38,124.45 | | 61,422.46 |
| Total Personnel Services-Employee Benefits | 60,553.27 | 99,860.77 | | 160,414.04 |
| 500 <u>Other Purchased Services</u> | | | | |
| 580 Travel | 266.69 | 340.09 | | 606.78 |
| Total Other Purchased Services | 266.69 | 340.09 | | 606.78 |
| 600 <u>Supplies</u> | | | | |
| 610 General Supplies | 53.63 | 198.62 | | 252.25 |
| 640 Books & Periodicals | 218.72 | 24.64 | | 243.36 |
| Total Supplies | 272.35 | 223.26 | | 495.61 |
| 800 <u>Other Objects</u> | | | | |
| Total Other Objects | 92.72 | 206.28 | | 299.00 |
| Total 2120 Guidance Services | <u>204,292.76</u> | <u>343,152.89</u> | | <u>547,445.65</u> |

| | <u>Elementary</u> | <u>Secondary</u> | <u>Federal</u> | <u>Total</u> |
|---|-------------------------|-------------------------|----------------|--------------------------|
| 2140 Psychological Services | | | | |
| 100 Personnel Services-Salaries | | | | |
| Total Personnel Services-Salaries | 45,322.95 | 53,419.86 | | 98,742.81 |
| 200 Personnel Services-Employee Benefits | | | | |
| 210 Grp Ins - Contracted Provider | 12.30 | 14.50 | | 26.80 |
| 220 Social Security Contributions | 3,427.28 | 4,039.56 | | 7,466.84 |
| 230 PSERS Retirement Contributions | 6,740.67 | 7,944.88 | | 14,685.55 |
| 240 Tuition Reimbursements | 229.50 | 270.50 | | 500.00 |
| 260 Workmen's Compensation | 317.22 | 373.89 | | 691.11 |
| 270 Grp Ins - Self Insurance | 4,035.26 | 4,756.16 | | 8,791.42 |
| Total Personnel Services-Employee Benefits | 14,762.23 | 17,399.49 | | 32,161.72 |
| 500 Other Purchased Services | | | | |
| 580 Travel | 121.53 | 143.24 | | 264.77 |
| Total Other Purchased Services | 121.53 | 143.24 | | 264.77 |
| 600 Supplies | | | | |
| 610 General Supplies | 167.37 | 197.27 | | 364.64 |
| Total Supplies | 167.37 | 197.27 | | 364.64 |
| Total 2140 Psychological Services | <u>60,374.08</u> | <u>71,159.86</u> | | <u>131,533.94</u> |

| | <u>Elementary</u> | <u>Secondary</u> | <u>Federal</u> | <u>Total</u> |
|--|--------------------------|--------------------------|----------------|----------------------------|
| 2200 Instructional Staff | | | | |
| 100 Personnel Services-Salaries | | | | |
| Total Personnel Services-Salaries | 281,870.91 | 313,889.49 | | 595,760.40 |
| 200 Personnel Services-Employee Benefits | | | | |
| 210 Grp Ins - Contracted Provider | 470.72 | 543.29 | | 1,014.01 |
| 220 Social Security Contributions | 21,447.05 | 23,879.31 | | 45,326.36 |
| 230 PSERS Retirement Contributions | 45,574.11 | 49,258.44 | | 94,832.55 |
| 250 Unemployment Compensation | 743.61 | 876.45 | | 1,620.06 |
| 260 Workmen's Compensation | 1,992.89 | 2,220.70 | | 4,213.59 |
| 270 Grp Ins - Self Insurance | 38,575.45 | 40,955.68 | | 79,531.13 |
| 290 Other Employee Benefits | 2,010.42 | 2,369.58 | | 4,380.00 |
| Total Personnel Services-Employee Benefits | 110,814.25 | 120,103.45 | | 230,917.70 |
| 300 Purchased Professional & Technical Services | | | | |
| Total Purchased Professional & Technical Services | 6,600.94 | 7,780.19 | | 14,381.13 |
| 400 Purchased Property Services | | | | |
| 430 Repairs and Maintenance | 1,363.32 | 1,901.88 | | 3,265.20 |
| 440 Rentals | 3,310.65 | 3,902.10 | | 7,212.75 |
| Total Purchased Property Services | 4,673.97 | 5,803.98 | | 10,477.95 |
| 500 Other Purchased Services | | | | |
| 530 Communications | 19,124.19 | 22,540.71 | | 41,664.90 |
| 580 Travel | 539.59 | 635.98 | | 1,175.57 |
| Total Other Purchased Services | 19,663.78 | 23,176.69 | | 42,840.47 |
| 600 Supplies | | | | |
| 610 General Supplies | 93,995.66 | 107,231.54 | | 201,227.20 |
| 630 Food | 284.63 | 335.47 | | 620.10 |
| 640 Books & Periodicals | 6,713.24 | 15,382.17 | | 22,095.41 |
| Total Supplies | 100,993.53 | 122,949.18 | | 223,942.71 |
| 700 Property | | | | |
| 750 Equipment - Original & Additional | 6,057.06 | 7,139.27 | | 13,196.33 |
| 760 Equipment - Replacement | 33,042.54 | 38,946.22 | | 71,988.76 |
| Total Property | 39,099.60 | 46,085.49 | | 85,185.09 |
| 800 Other Objects | | | | |
| Total Other Objects | 171.37 | 562.63 | | 734.00 |
| Total 2200 Instructional Staff | <u>563,888.35</u> | <u>640,351.10</u> | | <u>1,204,239.45</u> |

| | <u>Federal</u> | <u>Total</u> |
|---|----------------|----------------------------|
| 2300 Administration | | |
| 100 <u>Personnel Services-Salaries</u> | | |
| Total Personnel Services-Salaries | | 1,024,886.32 |
| 200 <u>Personnel Services-Employee Benefits</u> | | |
| 210 Grp Ins - Contracted Provider | | 2,236.55 |
| 220 Social Security Contributions | | 75,354.06 |
| 230 PSERS Retirement Contributions | | 164,416.83 |
| 240 Tuition Reimbursements | | 25,078.00 |
| 250 Unemployment Compensation | | 572.00 |
| 260 Workmen's Compensation | | 7,224.12 |
| 270 Grp Ins - Self Insurance | | 159,644.88 |
| 290 Other Employee Benefits | | 2,190.00 |
| Total Personnel Services-Employee Benefits | | 436,716.44 |
| 300 <u>Purchased Professional & Technical Services</u> | | |
| Total Purchased Professional & Technical Services | | 101,551.41 |
| 400 <u>Purchased Property Services</u> | | |
| 430 Repairs and Maintenance | | 356.25 |
| 440 Rentals | | 4,201.24 |
| Total Purchased Property Services | | 4,557.49 |
| 500 <u>Other Purchased Services</u> | | |
| 520 Insurance-General | | 8,535.00 |
| 530 Communications | | 18,281.08 |
| 540 Advertising | | 40,112.43 |
| 580 Travel | | 2,471.34 |
| Total Other Purchased Services | | 69,399.85 |
| 600 <u>Supplies</u> | | |
| 610 General Supplies | | 40,851.62 |
| 630 Food | | 1,530.67 |
| 640 Books & Periodicals | | 2,626.10 |
| Total Supplies | | 45,008.39 |
| 700 <u>Property</u> | | |
| 750 Equipment - Original & Additional | | 6,221.11 |
| 760 Equipment - Replacement | | 6,699.83 |
| Total Property | | 12,920.94 |
| 800 <u>Other Objects</u> | | |
| Total Other Objects | | 22,217.21 |
| Total 2300 Administration | | <u>1,717,258.05</u> |

| | <u>Federal</u> | <u>Total</u> |
|---|----------------|-------------------------|
| 2310 Board Services | | |
| 300 <u>Purchased Professional & Technical Services</u> | | |
| Total Purchased Professional & Technical Services | | 6,939.00 |
| 500 <u>Other Purchased Services</u> | | |
| 520 Insurance-General | | 68.00 |
| 540 Advertising | | 40,112.43 |
| Total Other Purchased Services | | 40,180.43 |
| 600 <u>Supplies</u> | | |
| 610 General Supplies | | 99.59 |
| 630 Food | | 116.95 |
| Total Supplies | | 216.54 |
| 800 <u>Other Objects</u> | | |
| Total Other Objects | | 10,487.48 |
| Total 2310 Board Services | | <u>57,823.45</u> |

| | <u>Federal</u> | <u>Total</u> |
|---|----------------|--------------------------|
| 2330 Tax Assessment And Collection Services | | |
| 100 <u>Personnel Services-Salaries</u> | | |
| Total Personnel Services-Salaries | | 47,125.03 |
| 200 <u>Personnel Services-Employee Benefits</u> | | |
| 220 Social Security Contributions | | 3,605.07 |
| 260 Workmen's Compensation | | 329.89 |
| Total Personnel Services-Employee Benefits | | 3,934.96 |
| 300 <u>Purchased Professional & Technical Services</u> | | |
| Total Purchased Professional & Technical Services | | 56,653.09 |
| 500 <u>Other Purchased Services</u> | | |
| 520 Insurance-General | | 8,187.00 |
| 530 Communications | | 7,261.74 |
| Total Other Purchased Services | | 15,448.74 |
| 600 <u>Supplies</u> | | |
| 610 General Supplies | | 2,708.43 |
| Total Supplies | | 2,708.43 |
| 800 <u>Other Objects</u> | | |
| Total Other Objects | | 119.34 |
| Total 2330 Tax Assessment And Collection Services | | <u>125,989.59</u> |

| | <u>Federal</u> | <u>Total</u> |
|--|----------------|------------------|
| 2350 Legal and Accounting Services | | |
| 300 <u>Purchased Professional & Technical Services</u> | | |
| Total Purchased Professional & Technical Services | | 29,956.50 |
| Total 2350 Legal and Accounting Services | | <u>29,956.50</u> |

| | <u>Elementary</u> | <u>Secondary</u> | <u>Federal</u> | <u>Total</u> |
|---|-------------------|------------------|----------------|--------------------------|
| 2360 Office Of The Superintendent (Exec Dir.) Svcs. | | | | |
| 100 <u>Personnel Services-Salaries</u> | | | | |
| Total Personnel Services-Salaries | | | | 236,935.14 |
| 200 <u>Personnel Services-Employee Benefits</u> | | | | |
| 210 Grp Ins - Contracted Provider | | | | 618.27 |
| 220 Social Security Contributions | | | | 15,775.71 |
| 230 PSERS Retirement Contributions | | | | 40,113.16 |
| 260 Workmen's Compensation | | | | 1,658.48 |
| 270 Grp Ins - Self Insurance | | | | 31,572.64 |
| Total Personnel Services-Employee Benefits | | | | 89,738.26 |
| 300 <u>Purchased Professional & Technical Services</u> | | | | |
| Total Purchased Professional & Technical Services | | | | 5,938.42 |
| 500 <u>Other Purchased Services</u> | | | | |
| 580 Travel | | | | 985.58 |
| Total Other Purchased Services | | | | 985.58 |
| 600 <u>Supplies</u> | | | | |
| 610 General Supplies | | | | 1,402.59 |
| 630 Food | | | | 858.60 |
| 640 Books & Periodicals | | | | 602.71 |
| Total Supplies | | | | 2,863.90 |
| 800 <u>Other Objects</u> | | | | |
| Total Other Objects | | | | 6,861.50 |
| Total 2360 Office Of The Superintendent (Exec Dir.) Svcs. | | | | <u>343,322.80</u> |

| | <u>Elementary</u> | <u>Secondary</u> | <u>Federal</u> | <u>Total</u> |
|---|--------------------------|--------------------------|----------------|----------------------------|
| 2380 Office Of The Principal Services | | | | |
| 100 <u>Personnel Services-Salaries</u> | | | | |
| Total Personnel Services-Salaries | 386,448.17 | 354,377.98 | | 740,826.15 |
| 200 <u>Personnel Services-Employee Benefits</u> | | | | |
| 210 Grp Ins - Contracted Provider | 821.61 | 796.67 | | 1,618.28 |
| 220 Social Security Contributions | 29,222.48 | 26,750.80 | | 55,973.28 |
| 230 PSERS Retirement Contributions | 64,139.39 | 60,164.28 | | 124,303.67 |
| 240 Tuition Reimbursements | 10,110.11 | 14,967.89 | | 25,078.00 |
| 250 Unemployment Compensation | 141.37 | 430.63 | | 572.00 |
| 260 Workmen's Compensation | 2,728.00 | 2,507.75 | | 5,235.75 |
| 270 Grp Ins - Self Insurance | 63,021.56 | 65,050.68 | | 128,072.24 |
| 290 Other Employee Benefits | 1,005.21 | 1,184.79 | | 2,190.00 |
| Total Personnel Services-Employee Benefits | 171,189.73 | 171,853.49 | | 343,043.22 |
| 300 <u>Purchased Professional & Technical Services</u> | | | | |
| Total Purchased Professional & Technical Services | 10.00 | 2,054.40 | | 2,064.40 |
| 400 <u>Purchased Property Services</u> | | | | |
| 430 Repairs and Maintenance | 163.52 | 192.73 | | 356.25 |
| Total Purchased Property Services | 163.52 | 192.73 | | 356.25 |
| 500 <u>Other Purchased Services</u> | | | | |
| 520 Insurance-General | 128.52 | 151.48 | | 280.00 |
| 580 Travel | 135.96 | 1,349.80 | | 1,485.76 |
| Total Other Purchased Services | 264.48 | 1,501.28 | | 1,765.76 |
| 600 <u>Supplies</u> | | | | |
| 610 General Supplies | 13,937.68 | 21,727.52 | | 35,665.20 |
| 630 Food | | 555.12 | | 555.12 |
| 640 Books & Periodicals | 164.39 | 1,859.00 | | 2,023.39 |
| Total Supplies | 14,102.07 | 24,141.64 | | 38,243.71 |
| 700 <u>Property</u> | | | | |
| 750 Equipment - Original & Additional | 1,579.85 | 4,641.26 | | 6,221.11 |
| 760 Equipment - Replacement | 2,197.54 | 4,502.29 | | 6,699.83 |
| Total Property | 3,777.39 | 9,143.55 | | 12,920.94 |
| 800 <u>Other Objects</u> | | | | |
| Total Other Objects | 2,086.48 | 2,602.41 | | 4,688.89 |
| Total 2380 Office Of The Principal Services | <u>578,041.84</u> | <u>565,867.48</u> | | <u>1,143,909.32</u> |

| | <u>Federal</u> | <u>Total</u> |
|---|----------------|-------------------------|
| 2390 Other Administration Services | | |
| 400 <u>Purchased Property Services</u> | | |
| 440 Rentals | | 4,201.24 |
| Total Purchased Property Services | | 4,201.24 |
| 500 <u>Other Purchased Services</u> | | |
| 530 Communications | | 11,019.34 |
| Total Other Purchased Services | | 11,019.34 |
| 600 <u>Supplies</u> | | |
| 610 General Supplies | | 975.81 |
| Total Supplies | | 975.81 |
| 800 <u>Other Objects</u> | | |
| Total Other Objects | | 60.00 |
| Total 2390 Other Administration Services | | <u>16,256.39</u> |

| | <u>Federal</u> | <u>Total</u> |
|---|----------------|--------------------------|
| 2400 Pupil Health | | |
| 100 <u>Personnel Services-Salaries</u> | | |
| Total Personnel Services-Salaries | | 141,784.71 |
| 200 <u>Personnel Services-Employee Benefits</u> | | |
| 210 Grp Ins - Contracted Provider | | 107.20 |
| 220 Social Security Contributions | | 10,587.88 |
| 230 PSERS Retirement Contributions | | 22,734.51 |
| 260 Workmen's Compensation | | 996.35 |
| 270 Grp Ins - Self Insurance | | 31,558.40 |
| Total Personnel Services-Employee Benefits | | 65,984.34 |
| 300 <u>Purchased Professional & Technical Services</u> | | |
| Total Purchased Professional & Technical Services | | 2,009.00 |
| 500 <u>Other Purchased Services</u> | | |
| 580 Travel | | 11.30 |
| Total Other Purchased Services | | 11.30 |
| 600 <u>Supplies</u> | | |
| 610 General Supplies | | 5,582.05 |
| Total Supplies | | 5,582.05 |
| 700 <u>Property</u> | | |
| 760 Equipment - Replacement | | 1,020.72 |
| Total Property | | 1,020.72 |
| 800 <u>Other Objects</u> | | |
| Total Other Objects | | 100.00 |
| Total 2400 Pupil Health | | <u>216,492.12</u> |

| | <u>Federal</u> | <u>Total</u> |
|---|----------------|--------------------------|
| 2500 Business | | |
| 100 <u>Personnel Services-Salaries</u> | | |
| Total Personnel Services-Salaries | | 159,259.85 |
| 200 <u>Personnel Services-Employee Benefits</u> | | |
| 210 Grp Ins - Contracted Provider | | 394.00 |
| 220 Social Security Contributions | | 12,396.72 |
| 230 PSERS Retirement Contributions | | 27,670.91 |
| 240 Tuition Reimbursements | | 1,452.00 |
| 260 Workmen's Compensation | | 1,160.19 |
| 270 Grp Ins - Self Insurance | | 28,640.55 |
| Total Personnel Services-Employee Benefits | | 71,714.37 |
| 300 <u>Purchased Professional & Technical Services</u> | | |
| Total Purchased Professional & Technical Services | | 40,121.91 |
| 400 <u>Purchased Property Services</u> | | |
| 410 Cleaning Services | | 391.25 |
| Total Purchased Property Services | | 391.25 |
| 500 <u>Other Purchased Services</u> | | |
| 520 Insurance-General | | 246.00 |
| 580 Travel | | 283.41 |
| Total Other Purchased Services | | 529.41 |
| 600 <u>Supplies</u> | | |
| 610 General Supplies | | 2,146.12 |
| 630 Food | | 138.01 |
| Total Supplies | | 2,284.13 |
| 800 <u>Other Objects</u> | | |
| Total Other Objects | | 1,474.00 |
| Total 2500 Business | | <u>275,774.92</u> |

| | <u>Elementary</u> | <u>Secondary</u> | <u>Federal</u> | <u>Total</u> |
|---|-------------------|------------------|----------------|----------------------------|
| 2600 Operation & Maintenance of Plant Services | | | | |
| 100 <u>Personnel Services-Salaries</u> | | | | |
| Total Personnel Services-Salaries | | | | 588,691.00 |
| 200 <u>Personnel Services-Employee Benefits</u> | | | | |
| 210 Grp Ins - Contracted Provider | | | | 694.16 |
| 220 Social Security Contributions | | | | 43,286.39 |
| 230 PSERS Retirement Contributions | | | | 89,925.53 |
| 250 Unemployment Compensation | | | | 151.20 |
| 260 Workmen's Compensation | | | | 4,116.94 |
| 270 Grp Ins - Self Insurance | | | | 146,175.57 |
| Total Personnel Services-Employee Benefits | | | | 284,349.79 |
| 300 <u>Purchased Professional & Technical Services</u> | | | | |
| Total Purchased Professional & Technical Services | | | | 609.55 |
| 400 <u>Purchased Property Services</u> | | | | |
| 410 Cleaning Services | | | | 54,370.74 |
| 420 Utility Services | | | | 73,823.00 |
| 430 Repairs and Maintenance | | | | 99,752.33 |
| 440 Rentals | | | | 7,994.93 |
| Total Purchased Property Services | | | | 235,941.00 |
| 500 <u>Other Purchased Services</u> | | | | |
| 521 Fire Insurance | | | | 62,661.00 |
| 523 General Property and Liability Insurance | | | | 29,782.00 |
| 580 Travel | | | | 174.72 |
| Total Other Purchased Services | | | | 92,617.72 |
| 600 <u>Supplies</u> | | | | |
| 610 General Supplies | 106,917.85 | 126,018.65 | | 232,936.50 |
| 620 Energy | | | | 310,936.32 |
| 630 Food | | | | 51.40 |
| Total Supplies | | | | 543,924.22 |
| 700 <u>Property</u> | | | | |
| 750 Equipment - Original & Additional | | | | 8,661.82 |
| 760 Equipment - Replacement | | | | 7,791.05 |
| Total Property | | | | 16,452.87 |
| 800 <u>Other Objects</u> | | | | |
| Total Other Objects | | | | 262.00 |
| Total 2600 Operation & Maintenance of Plant Services | | | | <u>1,762,848.15</u> |

| | <u>Federal</u> | <u>Total</u> |
|---|----------------|----------------------------|
| 2700 Student Transportation Services | | |
| 100 <u>Personnel Services-Salaries</u> | | |
| Total Personnel Services-Salaries | | 281,820.12 |
| 200 <u>Personnel Services-Employee Benefits</u> | | |
| 210 Grp Ins - Contracted Provider | | 295.10 |
| 220 Social Security Contributions | | 21,590.22 |
| 230 PSERS Retirement Contributions | | 42,176.73 |
| 260 Workmen's Compensation | | 2,006.15 |
| 270 Grp Ins - Self Insurance | | 35,853.92 |
| Total Personnel Services-Employee Benefits | | 101,922.12 |
| 300 <u>Purchased Professional & Technical Services</u> | | |
| Total Purchased Professional & Technical Services | | 10,432.73 |
| 400 <u>Purchased Property Services</u> | | |
| 430 Repairs and Maintenance | | 11,035.19 |
| 440 Rentals | | 177.95 |
| Total Purchased Property Services | | 11,213.14 |
| 500 <u>Other Purchased Services</u> | | |
| 513 St Tr Svc-Contr Carrier | | 300,319.74 |
| 516 St Tr Svc from the IU | | 214,843.72 |
| 522 Automotive Liability Insurance | | 22,731.00 |
| Total Other Purchased Services | | 537,894.46 |
| 600 <u>Supplies</u> | | |
| 610 General Supplies | | 38,989.37 |
| 620 Energy | | 100,490.50 |
| Total Supplies | | 139,479.87 |
| 800 <u>Other Objects</u> | | |
| Total Other Objects | | 25.00 |
| Total 2700 Student Transportation Services | | <u>1,082,787.44</u> |

| | <u>Federal</u> | <u>Total</u> |
|---|----------------|-------------------------|
| 2900 Other Support Services | | |
| 500 <u>Other Purchased Services</u> | | |
| 595 Intermediate Unit Payments by Withholding | | 18,043.45 |
| Total Other Purchased Services | | 18,043.45 |
| Total 2900 Other Support Services | | <u>18,043.45</u> |

| | <u>Federal</u> | <u>Total</u> |
|---|----------------|--------------------------|
| 3000 Operation of Noninstructional Services | | |
| 100 <u>Personnel Services-Salaries</u> | | |
| Total Personnel Services-Salaries | | 257,249.28 |
| 200 <u>Personnel Services-Employee Benefits</u> | | |
| 210 Grp Ins - Contracted Provider | | 156.13 |
| 220 Social Security Contributions | | 19,418.80 |
| 230 PSERS Retirement Contributions | | 33,642.99 |
| 260 Workmen's Compensation | | 2,016.31 |
| 270 Grp Ins - Self Insurance | | 5,897.14 |
| Total Personnel Services-Employee Benefits | | 61,131.37 |
| 300 <u>Purchased Professional & Technical Services</u> | | |
| Total Purchased Professional & Technical Services | | 55,887.85 |
| 400 <u>Purchased Property Services</u> | | |
| 410 Cleaning Services | | 3,052.84 |
| 430 Repairs and Maintenance | | 14,729.12 |
| Total Purchased Property Services | | 17,781.96 |
| 500 <u>Other Purchased Services</u> | | |
| 520 Insurance-General | | 6,156.00 |
| 580 Travel | | 385.00 |
| Total Other Purchased Services | | 6,541.00 |
| 600 <u>Supplies</u> | | |
| 610 General Supplies | | 27,203.25 |
| 630 Food | | 150.00 |
| Total Supplies | | 27,353.25 |
| 700 <u>Property</u> | | |
| 750 Equipment - Original & Additional | | 6,310.94 |
| 760 Equipment - Replacement | | 3,636.99 |
| Total Property | | 9,947.93 |
| 800 <u>Other Objects</u> | | |
| Total Other Objects | | 5,366.36 |
| Total 3000 Operation of Noninstructional Services | | <u>441,259.00</u> |

| | <u>Federal</u> | <u>Total</u> |
|---|----------------|--------------------------|
| 3200 Student Activities | | |
| 100 <u>Personnel Services-Salaries</u> | | |
| Total Personnel Services-Salaries | | 254,030.65 |
| 200 <u>Personnel Services-Employee Benefits</u> | | |
| 210 Grp Ins - Contracted Provider | | 156.13 |
| 220 Social Security Contributions | | 18,948.88 |
| 230 PSERS Retirement Contributions | | 33,642.99 |
| 260 Workmen's Compensation | | 1,740.48 |
| 270 Grp Ins - Self Insurance | | 5,897.14 |
| Total Personnel Services-Employee Benefits | | 60,385.62 |
| 300 <u>Purchased Professional & Technical Services</u> | | |
| Total Purchased Professional & Technical Services | | 55,887.85 |
| 400 <u>Purchased Property Services</u> | | |
| 410 Cleaning Services | | 3,052.84 |
| 430 Repairs and Maintenance | | 14,729.12 |
| Total Purchased Property Services | | 17,781.96 |
| 500 <u>Other Purchased Services</u> | | |
| 520 Insurance-General | | 6,156.00 |
| 580 Travel | | 385.00 |
| Total Other Purchased Services | | 6,541.00 |
| 600 <u>Supplies</u> | | |
| 610 General Supplies | | 26,060.26 |
| Total Supplies | | 26,060.26 |
| 700 <u>Property</u> | | |
| 750 Equipment - Original & Additional | | 6,310.94 |
| 760 Equipment - Replacement | | 3,636.99 |
| Total Property | | 9,947.93 |
| 800 <u>Other Objects</u> | | |
| Total Other Objects | | 5,366.36 |
| Total 3200 Student Activities | | <u>436,001.63</u> |

| | <u>Federal</u> | <u>Total</u> |
|---|----------------|------------------------|
| 3300 Community Services | | |
| 100 Personnel Services-Salaries | | |
| Total Personnel Services-Salaries | | 3,218.63 |
| 200 Personnel Services-Employee Benefits | | |
| 220 Social Security Contributions | | 469.92 |
| 260 Workmen's Compensation | | 275.83 |
| Total Personnel Services-Employee Benefits | | 745.75 |
| 600 Supplies | | |
| 610 General Supplies | | 1,142.99 |
| 630 Food | | 150.00 |
| Total Supplies | | 1,292.99 |
| Total 3300 Community Services | | <u>5,257.37</u> |

| | <u>Total</u> |
|---|----------------------------|
| 5000 Other Expenditures and Financing Uses | |
| 800 <u>Other Objects</u> | |
| 830 Interest | 649,581.26 |
| Total Other Objects | 649,581.26 |
| 900 <u>Other Financing Uses</u> | |
| 910 Redemption of Principal | 1,230,000.00 |
| 930 Fund Transfers | 54,521.60 |
| Total Other Financing Uses | 1,284,521.60 |
| Total 5000 Other Expenditures and Financing Uses | <u>1,934,102.86</u> |

| | <u>Federal</u> | <u>Total</u> |
|---|----------------|----------------------------|
| 5100 Debt Service, Other Expenditures and Fin Uses | | |
| 800 <u>Other Objects</u> | | |
| 830 Interest | | 649,581.26 |
| Total Other Objects | | 649,581.26 |
| 900 <u>Other Financing Uses</u> | | |
| 910 Redemption of Principal | | 1,230,000.00 |
| Total Other Financing Uses | | 1,230,000.00 |
| Total 5100 Debt Service, Other Expenditures and Fin Uses | | <u>1,879,581.26</u> |

| | <u>Federal</u> | <u>Total</u> |
|--|----------------|----------------------------|
| 5110 Debt Service | | |
| 800 <u>Other Objects</u> | | |
| 830 Interest | | 649,581.26 |
| Total Other Objects | | 649,581.26 |
| 900 <u>Other Financing Uses</u> | | |
| 910 Redemption of Principal | | 1,230,000.00 |
| Total Other Financing Uses | | 1,230,000.00 |
| Total 5110 Debt Service | | <u>1,879,581.26</u> |

| | <u>Federal</u> | <u>Total</u> |
|---|----------------|-------------------------|
| 5200 Interfund Transfers Out | | |
| 900 <u>Other Financing Uses</u> | | |
| 930 Fund Transfers | | 54,521.60 |
| Total Other Financing Uses | | 54,521.60 |
| Total 5200 Interfund Transfers Out | | <u>54,521.60</u> |

| | <u>Federal</u> | <u>Total</u> |
|---|----------------|-------------------------|
| 5250 Enterprise Fund Transfers | | |
| 900 <u>Other Financing Uses</u> | | |
| 930 Fund Transfers | | 54,521.60 |
| Total Other Financing Uses | | 54,521.60 |
| Total 5250 Enterprise Fund Transfers | | <u>54,521.60</u> |

(PRINCIPAL AMOUNTS ONLY)

| ALL GOVERNMENTAL FUND TYPES | Short-Term Borrowing | General Obligation Bonds | Authority Building Obligations | Other Long-Term Debt | Other Post Employment Benefits (OPEB) | Compensated Absences | Total |
|--|----------------------|--------------------------|--------------------------------|----------------------|---------------------------------------|----------------------|------------|
| 1 Debt at Beginning of Fiscal Year | | 16,665,000 | | | 1,171,629 | 787,000 | 18,623,629 |
| 2 Additional Debt Incurred During Year | | | | | 349,198 | 186,000 | 535,198 |
| 3 Retirements and Repayments | | 1,230,000 | | | 228,838 | 300,900 | 1,759,738 |
| 4 Debt at End of Fiscal Year | | 15,435,000 | | | 1,291,989 | 672,100 | 17,399,089 |
| 5 Accreted Interest at End Of Fiscal Year | | | | | | | |
| 6 Total Debt and Accreted Interest | | 15,435,000 | | | 1,291,989 | 672,100 | 17,399,089 |
| 7 Current Portion P&I - Due within 1 year | | 1,879,381 | | | 200,000 | 300,000 | 2,379,381 |
| 8 Interest Paid during current fiscal year | | 649,851 | | | | | 649,851 |

(PRINCIPAL AMOUNTS ONLY)

| ALL PROPRIETARY FUND TYPES | Short-Term Borrowing | General Obligation Bonds | Authority Building Obligations | Other Long-Term Debt | Other Post Employment Benefits (OPEB) | Compensated Absences | Total |
|--|----------------------|--------------------------|--------------------------------|----------------------|---------------------------------------|----------------------|--------|
| 1 Debt at Beginning of Fiscal Year | | | | | | 16,869 | 16,869 |
| 2 Additional Debt Incurred During Year | | | | | | 2,138 | 2,138 |
| 3 Retirements and Repayments | | | | | | 2,369 | 2,369 |
| 4 Debt at End of Fiscal Year | | | | | | 16,638 | 16,638 |
| 5 Accreted Interest at End Of Fiscal Year | | | | | | | |
| 6 Total Debt and Accreted Interest | | | | | | 16,638 | 16,638 |
| 7 Current Portion P&I - Due within 1 year | | | | | | 2,000 | 2,000 |
| 8 Interest Paid during current fiscal year | | | | | | | |

Total Principal and Interest Payments Made by Your School - All Funds

(Include Payments From All Funds)

TOTAL DEBT SERVICE PAYMENTS

| Function | Fund | Principal (910) | Principal (920) | Interest (830) | Total (Principal + Interest) | Miscellaneous Other Uses (990) |
|---|---------------------|--------------------|--------------------|-------------------|------------------------------------|--------------------------------------|
| 5110 | 10 General | 1,230,000 | | 649,581 | 1,879,581 | |
| 5110 | 20 Special Revenue | | | | | |
| 5110 | 30 Capital Projects | | | | | |
| 5110 | 40 Debt Services | | | | | |
| 5120 | 10 General | | | | | |
| 5120 | 20 Special Revenue | | | | | |
| 5120 | 30 Capital Projects | | | | | |
| 5120 | 40 Debt Services | | | | | |
| Total Debt Payments - Governmental Funds | | 1,230,000 | | 649,581 | 1,879,581 | |
| <hr/> | | | | | | |
| 5110 | 50 Enterprise | | | | | |
| 5110 | 60 Internal Service | | | | | |
| 5120 | 50 Enterprise | | | | | |
| 5120 | 60 Internal Service | | | | | |
| Total Debt Payments - Proprietary Funds | | | | | | |
| <hr/> | | | | | | |

Bond Detail

Governmental Funds

| Debt Category | Debt Issue Date (MM/YYYY) | Principal Amounts Only | | | | Current Portion Due Within One Year (Principal and Interest) | Interest Paid During Fiscal Year |
|---------------------------------------|---------------------------|----------------------------------|----------------|-------------------------|----------------------------|--|----------------------------------|
| | | Debt at Beginning of Fiscal Year | Additions | Reductions / Repayments | Debt at End of Fiscal Year | | |
| Other Post-Employment Benefits (OPEB) | | 1,171,629 | 349,198 | 228,838 | 1,291,989 | 200,000 | 0 |
| Compensated Absences | | 787,000 | 186,000 | 300,900 | 672,100 | 300,000 | 0 |
| General Obligation Bonds - (CIB) | 02/ 2007 | 16,665,000 | 0 | 1,230,000 | 15,435,000 | 1,879,381 | 649,851 |
| Totals for Debt Entered: | | 18,623,629 | 535,198 | 1,759,738 | 17,399,089 | 2,379,381 | 649,851 |

Bond Detail

Proprietary Type Funds

| Debt Category | Debt Issue Date (MM/YYYY) | Principal Amounts Only | | | | Current Portion Due Within One Year (Principal and Interest) | Interest Paid During Fiscal Year |
|---------------------------------|---------------------------|----------------------------------|--------------|-------------------------|----------------------------|--|----------------------------------|
| | | Debt at Beginning of Fiscal Year | Additions | Reductions / Repayments | Debt at End of Fiscal Year | | |
| Compensated Absences | | 16,869 | 2,138 | 2,369 | 16,638 | 2,000 | 0 |
| Totals for Debt Entered: | | 16,869 | 2,138 | 2,369 | 16,638 | 2,000 | 0 |

Tuition Paid to Other LEAs During Fiscal Year

| | Amount |
|---|---------------------|
| Tuition Reported in General Fund Expenditures 1000-560 | 1,309,825.90 |
| Purchased Services in General Fund Expenditures 1000-594 and 1000-597 | 1,312.34 |
| Total | <u>1,311,138.24</u> |

Tuition Paid to Institution Types During Fiscal Year

| | Tuition Paid For Nonspecial Education | Tuition Paid For Special Education |
|---|--|---|
| 1 1306 Institutions | 64,030.27 | 7,740.13 |
| 2 Institutionalized Children's Programs | | 1,312.34 |
| 3 Juveniles incarcerated in adult facilities | | |
| 4 Residential Treatment Facilities | 7,200.00 | |
| 5 Other Local Education Agencies | 41,408.57 | 125,460.79 |
| 6 Brick and Mortar Charter Schools | 209,078.42 | 34,986.55 |
| 7 Cyber Charter Schools | 490,587.65 | 165,473.28 |
| 8 Career and Technology Centers | 162,729.84 | |
| 9 Approved Private Schools | | |
| 10 PA Chartered Schools for the Deaf and Blind | | |
| 11 Private Residential Rehabilitative Institutions | | |
| 12 Juvenile detention centers | | 1,130.40 |
| 13 Special Program Jointures | | |
| 14 Other Tuition Not Included Elsewhere In This Section | | |
| Total Amounts Paid to Institutions | <u>975,034.75</u> | <u>336,103.49</u> |

DO NOT INCLUDE FEDERAL EXPENDITURES

| FUNCTION-OBJECT | ELEMENTARY | SECONDARY | TOTAL |
|------------------|-------------------|---------------------|---------------------|
| 1100-322 | 20,190.60 | 163,727.05 | 183,917.65 |
| 1100-323 | | | |
| 1100-324 | 1,471.50 | 1,551.50 | 3,023.00 |
| 1100-329 | | 45,989.28 | 45,989.28 |
| Total 320 | 21,662.10 | 211,267.83 | 232,929.93 |
| 1200-322 | 737,287.82 | 1,051,952.04 | 1,789,239.86 |
| 1200-323 | | | |
| 1200-324 | | | |
| 1200-329 | | | |
| Total 320 | 737,287.82 | 1,051,952.04 | 1,789,239.86 |
| 1300-322 | | | |
| 1300-323 | | | |
| 1300-324 | | | |
| 1300-329 | | | |
| Total 320 | | | |
| 2200-322 | 2,021.20 | 1,732.45 | 3,753.65 |
| 2200-323 | | | |
| 2200-324 | 308.31 | 264.27 | 572.58 |
| 2200-329 | | | |
| Total 320 | 2,329.51 | 1,996.72 | 4,326.23 |
| 2400-322 | | | |
| 2400-323 | | | |
| 2400-324 | | | |
| 2400-329 | 123.31 | 105.69 | 229.00 |
| Total 320 | 123.31 | 105.69 | 229.00 |
| 2450-322 | | | |
| 2450-323 | | | |
| 2450-324 | | | |
| 2450-329 | | | |
| Total 320 | | | |
| 2900-322 | | | |
| 2900-323 | | | |
| 2900-324 | | | |
| 2900-329 | | | |
| Total 320 | | | |

| | <u>Federal</u> | <u>Total</u> |
|---|--------------------------|--------------------------|
| 1190 Federally Funded Regular Programs | | |
| 100 <u>Personnel Services-Salaries</u> | | |
| Total Personnel Services-Salaries | 350,904.14 | 350,904.14 |
| 200 <u>Personnel Services-Employee Benefits</u> | | |
| 210 Grp Ins - Contracted Provider | 213.40 | 213.40 |
| 220 Social Security Contributions | 25,517.63 | 25,517.63 |
| 230 PSERS Retirement Contributions | 56,644.10 | 56,644.10 |
| 260 Workmen's Compensation | 2,429.40 | 2,429.40 |
| 270 Grp Ins - Self Insurance | 76,910.55 | 76,910.55 |
| Total Personnel Services-Employee Benefits | 161,715.08 | 161,715.08 |
| 300 <u>Purchased Professional & Technical Services</u> | | |
| Total Purchased Professional & Technical Services | 18,693.00 | 18,693.00 |
| 500 <u>Other Purchased Services</u> | | |
| 580 Travel | 365.08 | 365.08 |
| Total Other Purchased Services | 365.08 | 365.08 |
| Total 1190 Federally Funded Regular Programs | <u>531,677.30</u> | <u>531,677.30</u> |

| | <u>Elementary</u> | <u>Secondary</u> | <u>Total</u> |
|---|--------------------------|-------------------------|--------------------------|
| 1243 Gifted Support | | | |
| 100 Personnel Services-Salaries | | | |
| Total Personnel Services-Salaries | 77,129.39 | 49,665.11 | 126,794.50 |
| 200 Personnel Services-Employee Benefits | | | |
| 210 Grp Ins - Contracted Provider | 35.59 | 18.01 | 53.60 |
| 220 Social Security Contributions | 5,470.20 | 3,608.98 | 9,079.18 |
| 230 PSERS Retirement Contributions | 13,000.55 | 8,408.34 | 21,408.89 |
| 260 Workmen's Compensation | 539.94 | 347.69 | 887.63 |
| 270 Grp Ins - Self Insurance | 19,823.54 | 8,681.93 | 28,505.47 |
| 290 Other Employee Benefits | 1,005.21 | 1,184.79 | 2,190.00 |
| Total Personnel Services-Employee Benefits | 39,875.03 | 22,249.74 | 62,124.77 |
| 600 Supplies | | | |
| 610 General Supplies | 549.36 | 768.38 | 1,317.74 |
| 640 Books & Periodicals | | 331.63 | 331.63 |
| Total Supplies | 549.36 | 1,100.01 | 1,649.37 |
| Total 1243 Gifted Support | <u>117,553.78</u> | <u>73,014.86</u> | <u>190,568.64</u> |

| | <u>Elementary</u> | <u>Secondary</u> | <u>Federal</u> | <u>Total</u> |
|---|--------------------------|--------------------------|----------------|--------------------------|
| 2250 School Library Services | | | | |
| 100 Personnel Services-Salaries | | | | |
| Total Personnel Services-Salaries | 96,104.85 | 94,426.43 | | 190,531.28 |
| 200 Personnel Services-Employee Benefits | | | | |
| 210 Grp Ins - Contracted Provider | 66.79 | 67.21 | | 134.00 |
| 220 Social Security Contributions | 7,262.72 | 7,121.92 | | 14,384.64 |
| 230 PSERS Retirement Contributions | 14,681.76 | 12,760.84 | | 27,442.60 |
| 260 Workmen's Compensation | 672.65 | 661.03 | | 1,333.68 |
| 270 Grp Ins - Self Insurance | 12,160.59 | 9,821.84 | | 21,982.43 |
| 290 Other Employee Benefits | 2,010.42 | 2,369.58 | | 4,380.00 |
| Total Personnel Services-Employee Benefits | 36,854.93 | 32,802.42 | | 69,657.35 |
| 400 Purchased Property Services | | | | |
| Total Purchased Property Services | | 295.00 | | 295.00 |
| 600 Supplies | | | | |
| 610 General Supplies | 2,900.24 | 1,975.44 | | 4,875.68 |
| 640 Books & Periodicals | 6,258.79 | 14,846.54 | | 21,105.33 |
| Total Supplies | 9,159.03 | 16,821.98 | | 25,981.01 |
| 800 Other Objects | | | | |
| Total Other Objects | 75.44 | 449.56 | | 525.00 |
| Total 2250 School Library Services | <u>142,194.25</u> | <u>144,795.39</u> | | <u>286,989.64</u> |

| | <u>Total</u> |
|--|-------------------------|
| 2750 Nonpublic Transportation | |
| 100 <u>Personnel Services-Salaries</u> | |
| Total Personnel Services-Salaries | 49,816.90 |
| 200 <u>Personnel Services-Employee Benefits</u> | |
| 220 Social Security Contributions | 3,810.99 |
| 230 PSERS Retirement Contributions | 8,434.00 |
| 260 Workmen's Compensation | 348.72 |
| Total Personnel Services-Employee Benefits | 12,593.71 |
| Total 2750 Nonpublic Transportation | <u>62,410.61</u> |

I. Student Transportation Services for Educational Field Trips

9,906.01

II. Student Transportation Services for Student Activities

20,181.63

III. Rental of Vehicles for Student Transportation Services

IV. Capital Reserve (Special Revenue) Fund

Include only district-owned transportation expenditures paid from State or local money.

DO NOT include federal expenditures or payments to contract service providers.

Contracted transportation services should not be recorded on this schedule.

| Function | Object | Amount | Function | Object | Amount | Function | Object | Amount |
|----------|--------|--------|----------|--------|--------|----------|--------|--------|
|----------|--------|--------|----------|--------|--------|----------|--------|--------|

NOTE: Only reimbursable encumbrances will be included in your Actual Instructional Expense calculation.

TOTAL ENCUMBRANCES:

NOTE: Report expenditures that are paid out of the special revenue fund and/or capital project fund that would be considered reimbursable if they were made from the general fund. See Instructions.

NOTE: You Must Complete This Schedule If You Desire A Certified Restricted Indirect Cost Rate

Expenditures considered allowable indirect costs for the listed functions, and a brief explanation of those expenditures.

| Function | Indirect Costs (General Fund Only) | Termination or Leave Payout Salaries Object 115 | Explanation |
|--------------|--|--|---|
| 2300 | | | General Audit expenditures only |
| 2310 | | | Business Manager expenditures coded to 2310** |
| 2500 | | | |
| 2830 | | | |
| 2840 | | | |
| Total | | | |

** Function 2310 should only be used to report Business Manager related expenditures if the Business Manager also holds the position of Board Secretary.

| All Termination/Leave Payout Salaries | |
|--|--------|
| Function-Object | Amount |
| 1000-115 | |
| 2000-115 | |
| 3000-115 | |
| Total | |

On the schedule below, report the amount of expenditures by fund for the functions and objects listed. These expenditures are considered (1) unallowable as indirect costs and must be eliminated from the indirect cost calculation, (2) included in the base for allocation, or (3) are allowable as indirect costs but are not reported in the Annual Financial Report. All other expenditures used in the Indirect Cost Rate Computation are reported in the Annual Financial Report.

| General Fund Expenditures | |
|---------------------------|--------|
| Function-Object | Amount |
| 1000-322 | |
| 1000-323 | |
| 1200-594 | |
| 1200-597 | |
| 2300-820 | |
| 2500-432 | |
| 2500-810 | |
| 2900-595 | |
| 2900-596 | |
| 2990-899 | |

| Food Costs: Cafeteria or General Fund | |
|---------------------------------------|--------|
| Function-Object | Amount |
| 3100-571 | |
| 3100-630 | |

LEA acknowledges that calculation of a Restricted Indirect Cost Rate is not being requested for 2015 - 2016

LEA acknowledges there are no 2990-899 pass thru funds to report.

LEA acknowledges there are no Termination Leave Payout Salaries to report.

| FUNCTION | SPECIAL EDUCATION | NONSPECIAL EDUCATION | TOTAL |
|--|------------------------------|---------------------------------|---------------------|
| 2120 Guidance Services | 109,489.13 | 437,956.52 | 547,445.65 |
| 2140 Psychological Services | 78,920.36 | 52,613.58 | 131,533.94 |
| 2150 Speech Pathology And Audiology Services | | | |
| 2160 Social Work Services | | | |
| 2260 Instruction and Curriculum Development Services | 172,623.39 | 222,005.95 | 394,629.34 |
| 2350 Legal and Accounting Services | 487.50 | 1,737.50 | 2,225.00 |
| 2420 Medical Services | | | |
| 2440 Nursing Services | 43,298.42 | 173,193.70 | 216,492.12 |
| 2700 Student Transportation Services | 595,533.09 | 487,254.35 | 1,082,787.44 |
| TOTAL | 1,000,351.89 | 1,374,761.60 | 2,375,113.49 |

**Benefits for Staff Relative to
Collective Bargaining Agreements**

| | OBJECT | COVERED | NOT COVERED | TOTAL |
|---------------------------------|---|---------------------|--------------------|---------------------|
| 10 General Fund | | | | |
| | 211 Medical Insurance | | | |
| | 212 Dental Insurance | | | |
| | 215 Eye Care Insurance | | | |
| | 216 Prescription Insurance | | | |
| | 271 Self-Insurance Medical Health Benefits | 2,124,360.66 | 219,550.98 | 2,343,911.64 |
| | 272 Self-Insurance Dental Health Benefits | 106,841.23 | 11,052.91 | 117,894.14 |
| | 275 Self-Insurance Eye Care Health Benefits | 13,340.46 | 1,400.32 | 14,740.78 |
| | 276 Self-Insurance Prescription Health Benefits | | | |
| | FUND TOTAL | 2,244,542.35 | 232,004.21 | 2,476,546.56 |
| 50 Enterprise Fund | | | | |
| | 211 Medical Insurance | | | |
| | 212 Dental Insurance | | | |
| | 215 Eye Care Insurance | | | |
| | 216 Prescription Insurance | | | |
| | 271 Self-Insurance Medical Health Benefits | 49,464.88 | 11,498.90 | 60,963.78 |
| | 272 Self-Insurance Dental Health Benefits | 2,489.01 | 579.63 | 3,068.64 |
| | 275 Self-Insurance Eye Care Health Benefits | 272.77 | 68.19 | 340.96 |
| | 276 Self-Insurance Prescription Health Benefits | | | |
| | FUND TOTAL | 52,226.66 | 12,146.72 | 64,373.38 |
| 60 Internal Service Fund | | | | |
| | 211 Medical Insurance | | | |
| | 212 Dental Insurance | | | |
| | 215 Eye Care Insurance | | | |
| | 216 Prescription Insurance | | | |
| | 271 Self-Insurance Medical Health Benefits | | | |
| | 272 Self-Insurance Dental Health Benefits | | | |
| | 275 Self-Insurance Eye Care Health Benefits | | | |
| | 276 Self-Insurance Prescription Health Benefits | | | |
| | FUND TOTAL | | | |
| | TOTAL FOR ALL FUNDS | 2,296,769.01 | 244,150.93 | 2,540,919.94 |

LEA acknowledges there were no ARRA funded expenditures

| <u>General Fund Expenditures: Functions</u> | 1000 | 2000 | 3100 | 3200 | 3300 | 4000 | Object Total |
|--|------|------|------|------|------|------|--------------|
| 100 Personnel Services-Salaries | | | | | | | |
| 200 Personnel Services-Employee Benefits | | | | | | | |
| 300 Purchased Professional & Technical Service | | | | | | | |
| 400 Purchased Property Services | | | | | | | |
| 500 Other Purchased Services | | | | | | | |
| 600 Supplies | | | | | | | |
| 700 Property | | | | | | | |
| 810 Dues And Fees | | | | | | | |
| 820 Claims and Judgments Against the LEA | | | | | | | |
| 890 Miscellaneous Expenditures | | | | | | | |

Total GF Expenditures: Functions

| <u>General Fund Expenditures: Sub Functions</u> | 1500 | 1600 | 1700 | 2280 | 2450 | 2750 | Object Total |
|---|------|------|------|------|------|------|--------------|
| 100 Personnel Services-Salaries | | | | | | | |
| 200 Personnel Services-Employee Benefits | | | | | | | |
| 300 Purchased Professional & Technical Service | | | | | | | |
| 400 Purchased Property Services | | | | | | | |
| 500 Other Purchased Services | | | | | | | |
| 600 Supplies | | | | | | | |
| 700 Property | | | | | | | |
| 810 Dues And Fees | | | | | | | |
| 820 Claims and Judgments Against the LEA | | | | | | | |
| 890 Miscellaneous Expenditures | | | | | | | |

Total GF Expenditures: Sub Functions

| <u>Enterprise Fund Expenses</u> | Fund 51 | Funds 52-58 | Account Total |
|--|---------|-------------|---------------|
| 100 Salaries | | | |
| 200 Employee Benefits | | | |
| 300 Purchased Professional and Technical Servi | | | |
| 400 Purchased Property Services | | | |
| 500 Other Purchased Service | | | |
| 600 Supplies | | | |
| 700 Property | | | |
| 810 Dues and Fees | | | |
| 820 Claims and Judgments Against the LEA | | | |
| 890 Other Operating Expenditures | | | |

Total Enterprise Fund Expenses

PSERS Salary Data (School Districts Only)

| Amount Description | Amount |
|--|---------------|
| Total Salary Base for salaries subject to PSERS withholding | 12,409,348.91 |
| Total Federally Funded salaries subject to PSERS withholding | 350,904.14 |

Title I Expenditure Data (School Districts and Charter Schools)

| Amount Description | Amount |
|---|-------------------|
| Expenditures Funded with Current Title I Funds | 249,073.53 |
| Expenditures Funded with Carry over Title I Funds | |
| Total Title I Expenditures | 249,073.53 |

Title I ARRA Amount (School Districts and Charter Schools)

| Amount Description | Amount |
|--|--------|
| Portion of Total Title I Expenditures funded with ARRA Title I | |

Federal Revenues as reported in the General Fund Revenue Detail

Non-ARRA Revenue

| | | |
|---|------------|------------|
| Federal Revenue: 8110-8690, 8810-8830 | 463,440.95 | |
| Federal Pass Thru Revenue: 6831, 6832, 6839 | 218,072.00 | |
| Total Non-ARRA Federal Revenue | | 681,512.95 |

ARRA Revenue

| | | |
|--|------|------|
| Federal ARRA BEF Revenue: 8708 | 0.00 | |
| Federal ARRA Edujobs Revenue: 8709 | 0.00 | |
| Federal ARRA Revenue: 8701-8707, 8721-8799 | 0.00 | |
| Federal ARRA Pass Thru Revenue: 6833-6836 | 0.00 | |
| Total ARRA Federal Revenue | | 0.00 |

| | | |
|------------------------------|--|------------|
| Total Federal Revenue | | 681,512.95 |
|------------------------------|--|------------|

Federal Expenditures: as reported in the General Fund Expenditure Detail (Federal Column)

| | | |
|---------------|------------|--|
| Function 1000 | 560,753.30 | |
| Function 2000 | 0.00 | |
| Function 3000 | 0.00 | |
| Function 4000 | 0.00 | |
| Function 5000 | 0.00 | |

| | | |
|--|--|------------|
| Total Federal Expenditures reported in General Fund | | 560,753.30 |
|--|--|------------|