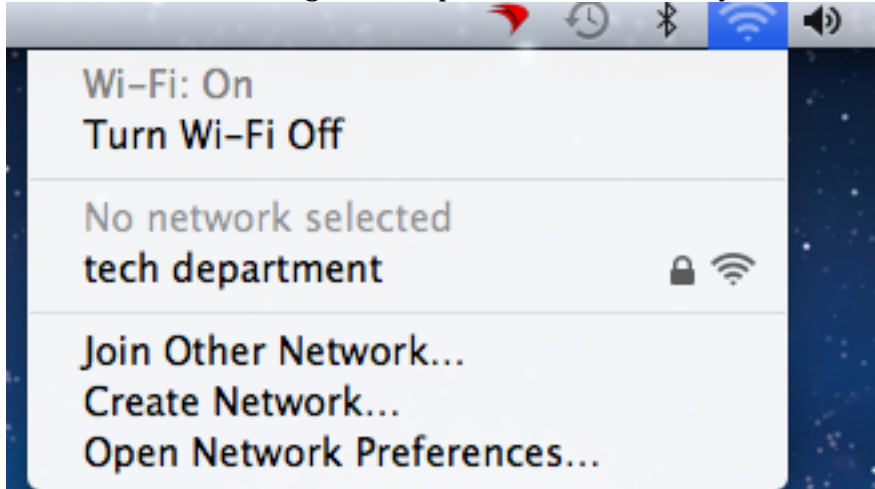


## Connecting to WIFI away from School Premises

You must have Internet service and a wireless router in order to access wireless at home. You can also access free wireless at the Bremen Public Library, the Italian Coffee Bar, and Mcdonald's restaurant in town.

1. Click the Wireless Icon on the top left (it will be near the clock). Select your home network. We are using "tech department" below only as an example.



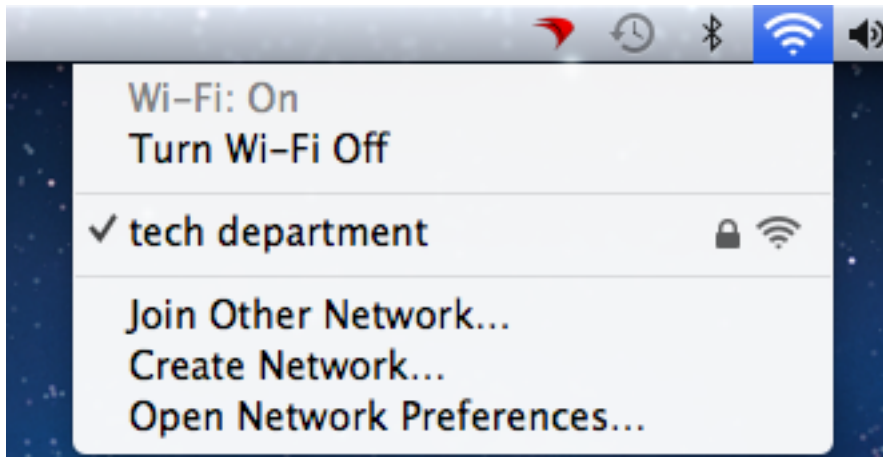
2. If it is a secure network, it will prompt you for a password. Make sure it is the correct password and click Join.



3. If you put in the proper information you will be connected to the wireless network.

4. If you are not sure if you are the network, there are a couple of places you can check.

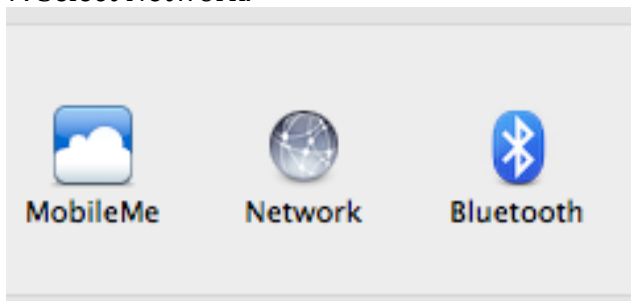
5. The first place is right under Wireless Icon, if your network name has a checkmark you are connected.



6. Another place to check it under system preferences on your dock.



7. Select Network.



8. If your Wireless has a green light you are connected.

